

# ATLANTIC CITY HILTON (RIH ACQUISITIONS N.J., LLC)

## MONTHLY GROSS REVENUE TAX RETURN

FOR THE MONTH OF SEPTEMBER, 2005

**GROSS REVENUE - SEPTEMBER**

Line (a)	Type of Game (b)	Authorized Units (c)	Win or (Loss) (d)	Drop/Handle (e)	Win or (Loss) Percentage (f)
<b>Table and Other Games:</b>					
1	Blackjack	37	\$2,042,423	\$24,350,123	8.4%
2	Craps	8	884,005	9,469,282	9.3%
3	Roulette	8	654,674	3,499,898	18.7%
4	Big Six	0			0.0%
5	Baccarat	1	394,271	1,620,772	24.3%
6	Minibaccarat	7	858,189	7,494,997	11.5%
7	Other Games - (Page 2)	27	2,052,857	11,159,081	18.4%
8	Subtotal - Table and Other Games	88	\$ 6,886,419	\$ 57,594,153	12.0%
9	Poker	0	\$0		
10	<b>Total - Table and Other Games</b>	<b>88</b>	<b>\$ 6,886,419</b>		

<b>Slot Machines:</b>					
11	\$ .01 and .02 Slot Machines	186	1,861,622	13,414,910	13.9%
12	\$ .05 Slot Machines	435	4,537,842	39,561,730	11.5%
13	\$ .25 Slot Machines	810	5,569,872	68,009,555	8.2%
14	\$ .50 Slot Machines	154	1,167,394	13,611,814	8.6%
15	\$ 1.00 Slot Machines	305	3,095,110	43,627,527	7.1%
16	\$ 5.00 Slot Machines	91	1,705,837	33,048,020	5.2%
17	\$ 25.00 Slot Machines	12	158,139	4,271,875	3.7%
18	\$100.00 Slot Machines	12	637,240	6,149,700	10.4%
19	Multi-denominational Slot Machines				0.0%
20	Other Slot Machines	29	442,060	12,126,744	3.6%
21	<b>Total - Slot Machines</b>	<b>2,034</b>	<b>\$ 19,175,116</b>	<b>\$ 233,821,875</b>	<b>8.2%</b>
22	<b>Total Gross Revenue</b>		<b>\$ 26,061,535</b>		

**TAX ON GROSS REVENUE**

23	Year-to-Date Table and Other Games Gross Revenue.....	\$ 39,764,059	
24	Year-to-Date Slot Machine Gross Revenue.....	\$ 99,720,495	
25	Year-to-Date Total Gross Revenue.....		<b>\$ 139,484,554</b>
26	Tax on Gross Revenue (8% of line 25).....		\$ 11,158,764
27	Less - Total Tax Paid in Prior Months.....		\$ 9,073,842
28	<b>Total Tax Required for this Month (line 26 less line 27).....</b>		<b>\$ 2,084,922</b>
29	Total Progressive Payout Liability - End of Month.....	\$464,649	
30	Authorized Casino Square Footage - End of Month.....	59,800	
31	Authorized Simulcasting Square Footage - End of Month.....	0	
32	Simulcasting Revenue for the Month.....	\$0	
33	Simulcasting Handle for the Month.....	\$0	

Under penalties of perjury, I declare that I have examined this report, and to the best of my knowledge and belief, it is true and complete

October 5, 2005  
DATE



JOANNE MCKENSIE

CASINO CONTROLLER - (1231-11)  
TITLE (LICENSE NUMBER)

**ATLANTIC CITY HILTON (RIH ACQUISITIONS N.J., LLC)**  
**MONTHLY GROSS REVENUE TAX RETURN**  
**SCHEDULE OF OTHER GAMES**  
**FOR THE MONTH OF SEPTEMBER, 2005**

Line (a)	Type of Game (b)	Authorized Units (c)	Win or (Loss) (d)	Drop/Handle (e)	Win or (Loss) Percentage (f)
1	Red Dog				0.0%
2	Sic Bo				0.0%
3	Pai Gow Poker	4	416,299	2,270,880	18.3%
4	Pai Gow	3	406,624	2,366,298	17.2%
5	Pokette				0.0%
6	Double Down Stud Poker				0.0%
7	Keno				0.0%
8	Caribbean Stud Poker	2	119,393	567,831	21.0%
9	Let it Ride Poker	3	135,459	735,706	18.4%
10	Super 7 1/2				0.0%
11	Mini-Craps				0.0%
12	Three Card Poker	10	630,348	3,736,814	16.9%
13	Caribbean Draw Poker				0.0%
14	Mini-Dice				0.0%
15	Fast Action Hold 'Em				0.0%
16	Casino War				0.0%
17	Countdown				0.0%
18	Spanish 21	1	46,245	283,226	16.3%
19	Colorado Hold'Em Poker				0.0%
20	Multi-Bacc				0.0%
21	Wild Aruba Stud Poker				0.0%
22	Monopoly Poker				0.0%
23	Table Slots				0.0%
24	Rainbow Dice				0.0%
25	Triple Shot				0.0%
26	Blackjack Switch				0.0%
27	Let's Get Wild Poker				0.0%
28	Boston 5 Stud Poker				0.0%
29	Double Cross Poker				0.0%
30	Double Attack Blackjack				0.0%
31	Shao Pai Gow				0.0%
32	6 to 5 Blackjack				0.0%
33	Four Card Poker	2	145,842	617,725	23.6%
34	Suspense 21				0.0%
35	Two Card Royal				0.0%
36	Player's Choice Poker				0.0%
37	Superfun 21				0.0%
38	Hawaii Hi-Lo				0.0%
39	Texas Hold'Em Bonus Poker	2	152,647	580,601	26.3%
40	House Way Pai Gow Poker				0.0%
41	Flop Poker				0.0%
	Total -(Must agree with line 7 on Pg 1)	27	2,052,857	11,159,081	18.4%

# BALLY'S ATLANTIC CITY

## MONTHLY GROSS REVENUE TAX RETURN

FOR THE MONTH OF SEPTEMBER, 2005

**GROSS REVENUE - CURRENT MONTH**

Line (a)	Type of Game (b)	Authorized Units (c)	Win or (Loss) (d)	Drop/Handle (e)	Win or (Loss) Percentage (f)
<b>Table and Other Games:</b>					
1	Blackjack	74	\$4,089,893	\$34,987,907	11.7%
2	Craps	13	2,070,525	10,666,562	19.4%
3	Roulette	24	1,768,156	9,127,649	19.4%
4	Big Six	2	163,323	370,740	44.1%
5	Baccarat	2	575,823	2,988,893	19.3%
6	Minibaccarat	11	1,149,863	8,487,912	13.5%
7	Other Games - (Page 2)	70	3,635,964	17,605,810	20.7%
8	Subtotal - Table and Other Games	196	\$ 13,453,547	\$ 84,235,473	16.0%
9	Poker	30	\$309,881		
10	<b>Total - Table and Other Games</b>	<b>226</b>	<b>\$ 13,763,428</b>		


<b>Slot Machines:</b>					
11	\$ .01 and .02 Slot Machines	609	5,632,007	40,960,740	13.7%
12	\$ .05 Slot Machines	1,127	8,209,542	73,064,780	11.2%
13	\$ .25 Slot Machines	2,630	14,787,479	171,543,254	8.6%
14	\$ .50 Slot Machines	379	2,365,354	26,692,436	8.9%
15	\$ 1.00 Slot Machines	602	5,860,139	84,509,314	6.9%
16	\$ 5.00 Slot Machines	144	2,130,259	36,958,150	5.8%
17	\$ 25.00 Slot Machines	21	460,177	6,951,900	6.6%
18	\$100.00 Slot Machines	12	113,415	2,933,100	3.9%
19	Multi-denominational Slot Machines				0.0%
20	Other Slot Machines	56	713,596	13,357,288	5.3%
21	<b>Total - Slot Machines</b>	<b>5,580</b>	<b>\$ 40,271,968</b>	<b>\$ 456,970,962</b>	<b>8.8%</b>
22	<b>Total Gross Revenue</b>		<b>\$ 54,035,396</b>		

**TAX ON GROSS REVENUE**

23	Year-to-Date Table and Other Games Gross Revenue.....	\$ 124,956,457	
24	Year-to-Date Slot Machine Gross Revenue.....	\$ 362,795,301	
25	Year-to-Date Total Gross Revenue.....		<b>\$ 487,751,758</b>
26	Tax on Gross Revenue (8% of line 25).....		\$ 39,020,141
27	Less - Total Tax Paid in Prior Months.....		\$ 34,697,309
28	<b>Total Tax Required for this Month (line 26 less line 27).....</b>		<b>\$ 4,322,832</b>
29	Total Progressive Payout Liability - End of Month.....	\$1,570,019	
30	Authorized Casino Square Footage - End of Month.....	177,819	
31	Authorized Simulcasting Square Footage - End of Month.....	47,937	
32	Simulcasting Revenue for the Month.....	\$199,428	
33	Simulcasting Handle for the Month.....	\$2,218,244	

Under penalties of perjury, I declare that I have examined this report, and to the best of my knowledge and belief, it is true and complete

10/07/05  
DATE

  
William Pangoras

Casino Controller(1792-11)  
TITLE (LICENSE NUMBER)

**BALLY'S ATLANTIC CITY**  
**MONTHLY GROSS REVENUE TAX RETURN**  
**SCHEDULE OF OTHER GAMES**  
**FOR THE MONTH OF SEPTEMBER, 2005**

Line (a)	Type of Game (b)	Authorized Units (c)	Win or (Loss) (d)	Drop/Handle (e)	Win or (Loss) Percentage (f)
1	Red Dog				0.0%
2	Sic Bo	1	36,584	78,266	46.7%
3	Pai Gow Poker	10	424,702	2,276,182	18.7%
4	Pai Gow	3	84,052	1,028,136	8.2%
5	Pokette				0.0%
6	Double Down Stud Poker				0.0%
7	Keno	4	53,677	161,264	33.3%
8	Caribbean Stud Poker	7	199,329	908,706	21.9%
9	Let it Ride Poker	7	205,723	1,349,894	15.2%
10	Super 7 1/2				0.0%
11	Mini-Craps				0.0%
12	Three Card Poker	15	1,177,780	6,224,133	18.9%
13	Caribbean Draw Poker				0.0%
14	Mini-Dice				0.0%
15	Fast Action Hold 'Em				0.0%
16	Casino War				0.0%
17	Countdown				0.0%
18	Spanish 21	10	609,717	2,492,495	24.5%
19	Colorado Hold'Em Poker				0.0%
20	Multi-Bacc				0.0%
21	Wild Aruba Stud Poker				0.0%
22	Monopoly Poker				0.0%
23	Table Slots				0.0%
24	Rainbow Dice				0.0%
25	Triple Shot				0.0%
26	Blackjack Switch				0.0%
27	Let's Get Wild Poker				0.0%
28	Boston 5 Stud Poker				0.0%
29	Double Cross Poker				0.0%
30	Double Attack Blackjack				0.0%
31	Shao Pai Gow				0.0%
32	6 to 5 Blackjack				0.0%
33	Four Card Poker	7	410,236	1,659,607	24.7%
34	Suspense 21				0.0%
35	Two Card Royal	1	11,330	53,701	21.1%
36	Player's Choice Poker				0.0%
37	Superfun 21				0.0%
38	Hawaii Hi-Lo				0.0%
39	Texas Hold'Em Bonus Poker	5	422,834	1,373,426	30.8%
40	House Way Pai Gow Poker				0.0%
41	Flop Poker				0.0%
	Total -(Must agree with line 7 on Pg 1)	70	3,635,964	17,605,810	20.7%

# BORGATA HOTEL CASINO & SPA

## MONTHLY GROSS REVENUE TAX RETURN

FOR THE MONTH OF SEPTEMBER, 2005

**GROSS REVENUE - CURRENT MONTH**

**AMENDED 11/10/05**

Line (a)	Type of Game (b)	Authorized Units (c)	Win or (Loss) (d)	Drop/Handle (e)	Win or (Loss) Percentage (f)
<b>Table and Other Games:</b>					
1	Blackjack	55	\$8,071,517	\$80,881,514	10.0%
2	Craps	12	5,046,426	27,775,558	18.2%
3	Roulette	17	2,811,812	13,749,801	20.4%
4	Big Six	1	69,493	197,603	35.2%
5	Baccarat	3	767,725	10,734,630	7.2%
6	Minibaccarat	5	895,080	8,176,771	10.9%
7	Other Games - (Page 2)	41	4,648,059	21,981,192	21.1%
8	Subtotal - Table and Other Games	134	\$ 22,310,112	\$ 163,497,069	13.6%
9	Poker	34	\$2,158,288		
10	<b>Total - Table and Other Games</b>	<b>168</b>	<b>\$ 24,468,400</b>		


<b>Slot Machines:</b>					
11	\$ .01 and .02 Slot Machines	184	1,825,150	17,545,968	10.4%
12	\$ .05 Slot Machines	1,198	11,859,672	131,564,853	9.0%
13	\$ .25 Slot Machines	1,157	7,360,315	89,199,416	8.3%
14	\$ .50 Slot Machines	176	1,321,190	14,487,021	9.1%
15	\$ 1.00 Slot Machines	403	4,658,867	62,368,186	7.5%
16	\$ 5.00 Slot Machines	85	2,486,281	36,095,700	6.9%
17	\$ 25.00 Slot Machines	16	986,774	18,789,400	5.3%
18	\$100.00 Slot Machines	12	1,061,032	12,588,700	8.4%
19	Multi-denominational Slot Machines	284	3,863,078	81,647,117	4.7%
20	Other Slot Machines	57	1,453,324	24,940,388	5.8%
21	<b>Total - Slot Machines</b>	<b>3,572</b>	<b>\$ 36,875,683</b>	<b>\$ 489,226,749</b>	<b>7.5%</b>
22	<b>Total Gross Revenue</b>		<b>\$ 61,344,083</b>		

**TAX ON GROSS REVENUE**

23	Year-to-Date Table and Other Games Gross Revenue.....	\$ 194,157,610	
24	Year-to-Date Slot Machine Gross Revenue.....	\$ 333,051,219	
25	Year-to-Date Total Gross Revenue.....		<b>\$ 527,208,829</b>
26	Tax on Gross Revenue (8% of line 25).....		\$ 42,176,706
27	Less - Total Tax Paid in Prior Months.....		\$ 37,269,180
28	<b>Total Tax Required for this Month (line 26 less line 27).....</b>		<b>\$ 4,907,526</b>
29	Total Progressive Payout Liability - End of Month.....	\$874,726	
30	Authorized Casino Square Footage - End of Month.....	116,302	
31	Authorized Simulcasting Square Footage - End of Month.....	7,951	
32	Simulcasting Revenue for the Month.....	\$166,795	
33	Simulcasting Handle for the Month.....	\$1,870,850	

Under penalties of perjury, I declare that I have examined this report, and to the best of my knowledge and belief, it is true and complete

11-09-2005  
DATE

  
Betty Jean Parker

Interim Casino Controller Lic. #8038-11

**BORGATA HOTEL CASINO & SPA**  
**MONTHLY GROSS REVENUE TAX RETURN**  
**SCHEDULE OF OTHER GAMES**  
**FOR THE MONTH OF SEPTEMBER, 2005**

Line (a)	Type of Game (b)	Authorized Units (c)	Win or (Loss) (d)	Drop/Handle (e)	Win or (Loss) Percentage (f)
1	Red Dog				0.0%
2	Sic Bo				0.0%
3	Pai Gow Poker	5	571,822	2,585,762	22.1%
4	Pai Gow	2	335,054	1,311,084	25.6%
5	Pokette				0.0%
6	Double Down Stud Poker				0.0%
7	Keno				0.0%
8	Caribbean Stud Poker	3	411,596	1,215,495	33.9%
9	Let it Ride Poker	4	334,673	1,740,858	19.2%
10	Super 7 1/2				0.0%
11	Mini-Craps				0.0%
12	Three Card Poker	12	1,373,655	7,948,032	17.3%
13	Caribbean Draw Poker				0.0%
14	Mini-Dice				0.0%
15	Fast Action Hold 'Em				0.0%
16	Casino War				0.0%
17	Countdown				0.0%
18	Spanish 21	4	420,860	1,999,267	21.1%
19	Colorado Hold'Em Poker				0.0%
20	Multi-Bacc				0.0%
21	Wild Aruba Stud Poker				0.0%
22	Monopoly Poker				0.0%
23	Table Slots				0.0%
24	Rainbow Dice				0.0%
25	Triple Shot				0.0%
26	Blackjack Switch				0.0%
27	Let's Get Wild Poker				0.0%
28	Boston 5 Stud Poker				0.0%
29	Double Cross Poker				0.0%
30	Double Attack Blackjack				0.0%
31	Shao Pai Gow				0.0%
32	6 to 5 Blackjack				0.0%
33	Four Card Poker	5	580,693	3,007,683	19.3%
34	Suspense 21				0.0%
35	Two Card Royal				0.0%
36	Player's Choice Poker				0.0%
37	Superfun 21				0.0%
38	Hawaii Hi-Lo				0.0%
39	Texas Hold'Em Bonus Poker	6	619,706	2,173,011	28.5%
40	House Way Pai Gow Poker				0.0%
41	Flop Poker				0.0%
	Total -(Must agree with line 7 on Pg 1)	41	4,648,059	21,981,192	21.1%

# CAESARS ATLANTIC CITY

## MONTHLY GROSS REVENUE TAX RETURN

FOR THE MONTH OF SEPTEMBER, 2005

### GROSS REVENUE - CURRENT MONTH

Line (a)	Type of Game (b)	Authorized Units (c)	Win or (Loss) (d)	Drop/Handle (e)	Win or (Loss) Percentage (f)
Table and Other Games:					
1	Blackjack	56	\$3,958,381	\$39,648,701	10.0%
2	Craps	13	2,216,550	14,763,330	15.0%
3	Roulette	12	2,359,413	9,069,701	26.0%
4	Big Six	2	123,846	304,479	40.7%
5	Baccarat	1	350,303	1,996,642	17.5%
6	Minibaccarat	5	719,947	5,363,428	13.4%
7	Other Games - (Page 2)	46	3,307,796	14,778,996	22.4%
8	Subtotal - Table and Other Games	135	\$ 13,036,236	\$ 85,925,277	15.2%
9	Poker	24	\$334,105		
10	Total - Table and Other Games	159	\$ 13,370,341		
Slot Machines:					
11	\$ .01 and .02 Slot Machines	181	2,242,580	17,536,665	12.8%
12	\$ .05 Slot Machines	613	6,002,759	53,905,847	11.1%
13	\$ .25 Slot Machines	1,399	8,610,352	91,893,470	9.4%
14	\$ .50 Slot Machines	228	1,727,598	17,722,735	9.7%
15	\$ 1.00 Slot Machines	400	4,071,413	51,131,764	8.0%
16	\$ 5.00 Slot Machines	104	2,181,839	32,088,310	6.8%
17	\$ 25.00 Slot Machines	14	595,775	7,324,700	8.1%
18	\$100.00 Slot Machines	18	775,100	6,681,300	11.6%
19	Multi-denominational Slot Machines	372	4,119,629	42,075,575	9.8%
20	Other Slot Machines	74	1,154,219	22,710,274	5.1%
21	Total - Slot Machines	3,403	\$ 31,481,264	\$ 343,070,640	9.2%
22	Total Gross Revenue		\$ 44,851,605		

### TAX ON GROSS REVENUE

23	Year-to-Date Table and Other Games Gross Revenue.....	\$ 118,088,937
24	Year-to-Date Slot Machine Gross Revenue.....	\$ 276,712,555
25	Year-to-Date Total Gross Revenue.....	\$ 394,801,492
26	Tax on Gross Revenue (8% of line 25).....	\$ 31,584,119
27	Less - Total Tax Paid in Prior Months.....	\$ 27,995,991
28	Total Tax Required for this Month (line 26 less line 27).....	\$ 3,588,128
29	Total Progressive Payout Liability - End of Month.....	\$633,603
30	Authorized Casino Square Footage - End of Month.....	105,357
31	Authorized Simulcasting Square Footage - End of Month.....	25,560
32	Simulcasting Revenue for the Month.....	\$106,936
33	Simulcasting Handle for the Month.....	\$1,229,190

Under penalties of perjury, I declare that I have examined this report, and to the best of my knowledge and belief, it is true and complete.

October 10, 2005

DATE



ALEX FIGUERAS

7438-11

TITLE (LICENSE NUMBER)

CCC-101

**CAESARS ATLANTIC CITY**  
**MONTHLY GROSS REVENUE TAX RETURN**  
**SCHEDULE OF OTHER GAMES**  
**FOR THE MONTH OF SEPTEMBER, 2005**

Line (a)	Type of Game (b)	Authorized Units (c)	Win or (Loss) (d)	Drop/Handle (e)	Win or (Loss) Percentage (f)
1	Red Dog				0.0%
2	Sic Bo	1	78,929	315,250	25.0%
3	Pai Gow Poker	4	379,681	1,395,925	27.2%
4	Pai Gow	3	92,302	782,542	11.8%
5	Pokette				0.0%
6	Double Down Stud Poker				0.0%
7	Keno	6	113,466	510,927	22.2%
8	Caribbean Stud Poker	4	265,311	981,953	27.0%
9	Let it Ride Poker	4	126,186	831,969	15.2%
10	Super 7 1/2				0.0%
11	Mini-Craps				0.0%
12	Three Card Poker	9	1,271,506	5,773,429	22.0%
13	Caribbean Draw Poker				0.0%
14	Mini-Dice				0.0%
15	Fast Action Hold 'Em				0.0%
16	Casino War				0.0%
17	Countdown				0.0%
18	Spanish 21	6	359,748	1,779,424	20.2%
19	Colorado Hold'Em Poker				0.0%
20	Multi-Bacc				0.0%
21	Wild Aruba Stud Poker				0.0%
22	Monopoly Poker				0.0%
23	Table Slots				0.0%
24	Rainbow Dice				0.0%
25	Triple Shot				0.0%
26	Blackjack Switch				0.0%
27	Let's Get Wild Poker				0.0%
28	Boston 5 Stud Poker	1	31,494	88,714	35.5%
29	Double Cross Poker				0.0%
30	Double Attack Blackjack	1	124,358	310,322	40.1%
31	Shao Pai Gow				0.0%
32	6 to 5 Blackjack				0.0%
33	Four Card Poker	4	238,650	1,096,325	21.8%
34	Suspense 21				0.0%
35	Two Card Royal				0.0%
36	Player's Choice Poker				0.0%
37	Superfun 21				0.0%
38	Hawaii Hi-Lo				0.0%
39	Texas Hold'Em Bonus Poker	3	226,165	912,216	24.8%
40	House Way Pai Gow Poker				0.0%
41	Flop Poker				0.0%
	Total -(Must agree with line 7 on Pg 1)	46	3,307,796	14,778,996	22.4%

# HARRAH'S CASINO HOTEL

## MONTHLY GROSS REVENUE TAX RETURN

FOR THE MONTH OF SEPTEMBER, 2005

**GROSS REVENUE - CURRENT MONTH**

Line (a)	Type of Game (b)	Authorized Units (c)	Win or (Loss) (d)	Drop/Handle (e)	Win or (Loss) Percentage (f)
Table and Other Games:					
1	Blackjack	33	\$982,055	\$12,833,615	7.7%
2	Craps	6	664,593	4,623,799	14.4%
3	Roulette	10	677,114	3,290,248	20.6%
4	Big Six	1	51,320	124,668	41.2%
5	Baccarat	0	0	0	0.0%
6	Minibaccarat	1	39,623	260,656	15.2%
7	Other Games - (Page 2)	31	1,928,585	7,924,326	24.3%
8	Subtotal - Table and Other Games	82	\$ 4,343,290	\$ 29,057,312	14.9%
9	Poker	24	\$301,314		
10	Total - Table and Other Games	106	\$ 4,644,604		

Slot Machines:					
11	\$ .01 and .02 Slot Machines	248	4,257,683	23,603,850	18.0%
12	\$ .05 Slot Machines	698	6,191,450	56,495,897	11.0%
13	\$ .25 Slot Machines	1,511	10,579,163	147,459,304	7.2%
14	\$ .50 Slot Machines	239	1,404,818	21,844,627	6.4%
15	\$ 1.00 Slot Machines	635	7,447,009	100,137,710	7.4%
16	\$ 5.00 Slot Machines	112	3,090,010	39,033,565	7.9%
17	\$ 25.00 Slot Machines	16	542,654	10,202,200	5.3%
18	\$100.00 Slot Machines	11	375,420	3,845,100	9.8%
19	Multi-denominational Slot Machines	298	3,459,434	35,594,988	9.7%
20	Other Slot Machines	69	829,059	16,518,092	5.0%
21	Total - Slot Machines	3,837	\$ 38,176,700	\$ 454,735,333	8.4%
22	Total Gross Revenue		\$ 42,821,304		

**TAX ON GROSS REVENUE**

23	Year-to-Date Table and Other Games Gross Revenue.....	\$ 39,083,706	
24	Year-to-Date Slot Machine Gross Revenue.....	\$ 319,231,251	
25	Year-to-Date Total Gross Revenue.....		<b>\$ 358,314,957</b>
26	Tax on Gross Revenue (8% of line 25).....		\$ 28,665,197
27	Less - Total Tax Paid in Prior Months.....		\$ 25,239,492
28	Total Tax Required for this Month (line 26 less line 27).....		\$ 3,425,705
29	Total Progressive Payout Liability - End of Month.....	\$318,860	
30	Authorized Casino Square Footage - End of Month.....	131,834	
31	Authorized Simulcasting Square Footage - End of Month.....	0	
32	Simulcasting Revenue for the Month.....	\$0	
33	Simulcasting Handle for the Month.....	\$0	

Under penalties of perjury, I declare that I have examined this report, and to the best of my knowledge and belief, it is true and complete

10/7/05  
DATE



Lisa Sutor

Operations Controller 7263-11  
TITLE (LICENSE NUMBER)

**HARRAH'S CASINO HOTEL**  
**MONTHLY GROSS REVENUE TAX RETURN**  
**SCHEDULE OF OTHER GAMES**  
**FOR THE MONTH OF SEPTEMBER, 2005**

Line (a)	Type of Game (b)	Authorized Units (c)	Win or (Loss) (d)	Drop/Handle (e)	Win or (Loss) Percentage (f)
1	Red Dog				0.0%
2	Sic Bo				0.0%
3	Pai Gow Poker	1	37,302	197,497	18.9%
4	Pai Gow				0.0%
5	Pokette				0.0%
6	Double Down Stud Poker				0.0%
7	Keno	4	54,998	207,919	26.5%
8	Caribbean Stud Poker	3	141,970	430,579	33.0%
9	Let it Ride Poker	4	246,705	1,141,598	21.6%
10	Super 7 1/2				0.0%
11	Mini-Craps				0.0%
12	Three Card Poker	12	950,739	4,243,022	22.4%
13	Caribbean Draw Poker				0.0%
14	Mini-Dice				0.0%
15	Fast Action Hold 'Em				0.0%
16	Casino War				0.0%
17	Countdown				0.0%
18	Spanish 21	1	72,494	264,019	27.5%
19	Colorado Hold'Em Poker				0.0%
20	Multi-Bacc				0.0%
21	Wild Aruba Stud Poker				0.0%
22	Monopoly Poker				0.0%
23	Table Slots				0.0%
24	Rainbow Dice				0.0%
25	Triple Shot				0.0%
26	Blackjack Switch				0.0%
27	Let's Get Wild Poker				0.0%
28	Boston 5 Stud Poker				0.0%
29	Double Cross Poker				0.0%
30	Double Attack Blackjack				0.0%
31	Shao Pai Gow				0.0%
32	6 to 5 Blackjack				0.0%
33	Four Card Poker	2	178,185	668,698	26.6%
34	Suspense 21				0.0%
35	Two Card Royal				0.0%
36	Player's Choice Poker				0.0%
37	Superfun 21				0.0%
38	Hawaii Hi-Lo				0.0%
39	Texas Hold'Em Bonus Poker	4	246,192	770,994	31.9%
40	House Way Pai Gow Poker				0.0%
41	Flop Poker				0.0%
	Total -(Must agree with line 7 on Pg 1)	31	1,928,585	7,924,326	24.3%

# RESORTS ATLANTIC CITY

## MONTHLY GROSS REVENUE TAX RETURN

FOR THE MONTH OF SEPTEMBER, 2005

**GROSS REVENUE - CURRENT MONTH**

**AMENDED 10/13/05**

Line (a)	Type of Game (b)	Authorized Units (c)	Win or (Loss) (d)	Drop/Handle (e)	Win or (Loss) Percentage (f)
<b>Table and Other Games:</b>					
1	Blackjack	38	\$2,922,648	\$17,930,465	16.3%
2	Craps	6	344,268	5,501,717	6.3%
3	Roulette	10	726,848	3,102,557	23.4%
4	Big Six	1	27,350	52,260	52.3%
5	Baccarat	4	217,893	5,125,048	4.3%
6	Minibaccarat	4	513,759	3,750,678	13.7%
7	Other Games - (Page 2)	18	1,121,856	5,646,437	19.9%
8	Subtotal - Table and Other Games	81	\$ 5,874,622	\$ 41,109,162	14.3%
9	Poker	6	\$69,541		
10	<b>Total - Table and Other Games</b>	<b>87</b>	<b>\$ 5,944,163</b>		

<b>Slot Machines:</b>					
11	\$ .01 and .02 Slot Machines	171	1,829,343	16,118,467	11.3%
12	\$ .05 Slot Machines	552	3,780,028	36,203,080	10.4%
13	\$ .25 Slot Machines	1,073	6,634,535	67,335,486	9.9%
14	\$ .50 Slot Machines	126	1,043,309	11,529,677	9.0%
15	\$ 1.00 Slot Machines	237	2,291,174	31,665,843	7.2%
16	\$ 5.00 Slot Machines	79	924,824	14,279,645	6.5%
17	\$ 25.00 Slot Machines	7	110,476	1,570,850	7.0%
18	\$100.00 Slot Machines	7	39,800	1,383,000	2.9%
19	Multi-denominational Slot Machines	576	2,307,367	40,073,409	5.8%
20	Other Slot Machines	21	210,341	4,073,872	5.2%
21	<b>Total - Slot Machines</b>	<b>2,849</b>	<b>\$ 19,171,197</b>	<b>\$ 224,233,329</b>	<b>8.5%</b>
22	<b>Total Gross Revenue</b>		<b>\$ 25,115,360</b>		

**TAX ON GROSS REVENUE**

23	Year-to-Date Table and Other Games Gross Revenue.....	\$ 51,693,424	
24	Year-to-Date Slot Machine Gross Revenue.....	\$ 155,536,115	
25	Year-to-Date Total Gross Revenue.....		<b>\$ 207,229,539</b>
26	Tax on Gross Revenue (8% of line 25).....		\$ 16,578,363
27	Less - Total Tax Paid in Prior Months.....		\$ 14,569,134
28	<b>Total Tax Required for this Month (line 26 less line 27).....</b>		<b>\$ 2,009,229</b>
29	Total Progressive Payout Liability - End of Month.....	\$153,986	
30	Authorized Casino Square Footage - End of Month.....	83,179	
31	Authorized Simulcasting Square Footage - End of Month.....	16,959	
32	Simulcasting Revenue for the Month.....	\$45,310	
33	Simulcasting Handle for the Month.....	\$509,007	

Under penalties of perjury, I declare that I have examined this report, and to the best of my knowledge and belief, it is true and complete

October 10, 2005

DATE



ANDREW BARTH

Director Operational Accounting 7703-11  
TITLE (LICENSE NUMBER)

**RESORTS ATLANTIC CITY**  
**MONTHLY GROSS REVENUE TAX RETURN**  
**SCHEDULE OF OTHER GAMES**  
**FOR THE MONTH OF SEPTEMBER, 2005**

Line (a)	Type of Game (b)	Authorized Units (c)	Win or (Loss) (d)	Drop/Handle (e)	Win or (Loss) Percentage (f)
1	Red Dog				0.0%
2	Sic Bo				0.0%
3	Pai Gow Poker	1	43,297	289,028	15.0%
4	Pai Gow	1	87,712	377,736	23.2%
5	Pokette				0.0%
6	Double Down Stud Poker				0.0%
7	Keno				0.0%
8	Caribbean Stud Poker	1	69,710	268,052	26.0%
9	Let it Ride Poker	2	87,237	568,701	15.3%
10	Super 7 1/2				0.0%
11	Mini-Craps				0.0%
12	Three Card Poker	7	433,723	2,688,020	16.1%
13	Caribbean Draw Poker				0.0%
14	Mini-Dice				0.0%
15	Fast Action Hold 'Em				0.0%
16	Casino War				0.0%
17	Countdown				0.0%
18	Spanish 21	2	140,467	527,824	26.6%
19	Colorado Hold'Em Poker				0.0%
20	Multi-Bacc				0.0%
21	Wild Aruba Stud Poker				0.0%
22	Monopoly Poker				0.0%
23	Table Slots				0.0%
24	Rainbow Dice				0.0%
25	Triple Shot				0.0%
26	Blackjack Switch				0.0%
27	Let's Get Wild Poker				0.0%
28	Boston 5 Stud Poker				0.0%
29	Double Cross Poker				0.0%
30	Double Attack Blackjack				0.0%
31	Shao Pai Gow				0.0%
32	6 to 5 Blackjack				0.0%
33	Four Card Poker	2	139,512	559,829	24.9%
34	Suspense 21				0.0%
35	Two Card Royal				0.0%
36	Player's Choice Poker				0.0%
37	Superfun 21				0.0%
38	Hawaii Hi-Lo				0.0%
39	Texas Hold'Em Bonus Poker	2	120,198	367,247	32.7%
40	House Way Pai Gow Poker				0.0%
41	Flop Poker				0.0%
	Total -(Must agree with line 7 on Pg 1)	18	1,121,856	5,646,437	19.9%

# SANDS CASINO AND HOTEL

## MONTHLY GROSS REVENUE TAX RETURN

FOR THE MONTH OF SEPTEMBER, 2005

**GROSS REVENUE - CURRENT MONTH**

Line (a)	Type of Game (b)	Authorized Units (c)	Win or (Loss) (d)	Drop/Handle (e)	Win or (Loss) Percentage (f)
<b>Table and Other Games:</b>					
1	Blackjack	36	\$807,181	\$8,221,417	9.8%
2	Craps	4	347,691	3,163,784	11.0%
3	Roulette	9	359,540	2,069,717	17.4%
4	Big Six	2	79,241	181,142	43.7%
5	Baccarat	2	(296,382)	1,114,675	-26.6%
6	Minibaccarat	4	312,712	2,561,396	12.2%
7	Other Games - (Page 2)	22	863,582	3,696,978	23.4%
8	Subtotal - Table and Other Games	79	\$ 2,473,565	\$ 21,009,109	11.8%
9	Poker	14	\$75,845		
10	<b>Total - Table and Other Games</b>	<b>93</b>	<b>\$ 2,549,410</b>		

<b>Slot Machines:</b>					
11	\$ .01 and .02 Slot Machines	116	745,960	5,920,948	12.6%
12	\$ .05 Slot Machines	411	2,494,028	22,531,148	11.1%
13	\$ .25 Slot Machines	1,002	4,624,468	50,166,250	9.2%
14	\$ .50 Slot Machines	76	301,807	3,741,493	8.1%
15	\$ 1.00 Slot Machines	236	1,501,118	19,936,907	7.5%
16	\$ 5.00 Slot Machines	57	398,904	11,226,980	3.6%
17	\$ 25.00 Slot Machines	12	29,086	4,035,950	0.7%
18	\$100.00 Slot Machines	6	(9,795)	967,900	-1.0%
19	Multi-denominational Slot Machines	217	1,062,656	15,483,204	6.9%
20	Other Slot Machines	28	222,662	4,436,180	5.0%
21	<b>Total - Slot Machines</b>	<b>2,161</b>	<b>\$ 11,370,894</b>	<b>\$ 138,446,960</b>	<b>8.2%</b>
22	<b>Total Gross Revenue</b>		<b>\$ 13,920,304</b>		

**TAX ON GROSS REVENUE**

23	Year-to-Date Table and Other Games Gross Revenue.....	\$ 30,741,387	
24	Year-to-Date Slot Machine Gross Revenue.....	\$ 108,284,457	
25	Year-to-Date Total Gross Revenue.....		<b>\$ 139,025,844</b>
26	Tax on Gross Revenue (8% of line 25).....		\$ 11,122,068
27	Less - Total Tax Paid in Prior Months.....		\$ 10,008,443
28	Total Tax Required for this Month (line 26 less line 27).....		\$ 1,113,625
29	Total Progressive Payout Liability - End of Month.....	\$551,848	
30	Authorized Casino Square Footage - End of Month.....	56,994	
31	Authorized Simulcasting Square Footage - End of Month.....	22,808	
32	Simulcasting Revenue for the Month.....	\$31,575	
33	Simulcasting Handle for the Month.....	\$358,960	

Under penalties of perjury, I declare that I have examined this report, and to the best of my knowledge and belief, it is true and complete

10/10/05  
DATE

  
Name

VP Finance 2892-11  
Title/License Number

**SANDS CASINO AND HOTEL**  
**MONTHLY GROSS REVENUE TAX RETURN**  
**SCHEDULE OF OTHER GAMES**  
**FOR THE MONTH OF SEPTEMBER, 2005**

Line (a)	Type of Game (b)	Authorized Units (c)	Win or (Loss) (d)	Drop/Handle (e)	Win or (Loss) Percentage (f)
1	Red Dog				0.0%
2	Sic Bo				0.0%
3	Pai Gow Poker	2	58,234	219,044	26.6%
4	Pai Gow	2	(3,431)	223,731	-1.5%
5	Pokette				0.0%
6	Double Down Stud Poker				0.0%
7	Keno				0.0%
8	Caribbean Stud Poker	1	62,603	186,712	33.5%
9	Let it Ride Poker	3	64,425	233,445	27.6%
10	Super 7 1/2				0.0%
11	Mini-Craps				0.0%
12	Three Card Poker	8	403,853	1,929,704	20.9%
13	Caribbean Draw Poker				0.0%
14	Mini-Dice				0.0%
15	Fast Action Hold 'Em				0.0%
16	Casino War				0.0%
17	Countdown				0.0%
18	Spanish 21	2	123,988	443,680	27.9%
19	Colorado Hold'Em Poker				0.0%
20	Multi-Bacc				0.0%
21	Wild Aruba Stud Poker				0.0%
22	Monopoly Poker				0.0%
23	Table Slots				0.0%
24	Rainbow Dice				0.0%
25	Triple Shot				0.0%
26	Blackjack Switch				0.0%
27	Let's Get Wild Poker				0.0%
28	Boston 5 Stud Poker				0.0%
29	Double Cross Poker				0.0%
30	Double Attack Blackjack				0.0%
31	Shao Pai Gow				0.0%
32	6 to 5 Blackjack				0.0%
33	Four Card Poker				0.0%
34	Suspense 21				0.0%
35	Two Card Royal				0.0%
36	Player's Choice Poker				0.0%
37	Superfun 21				0.0%
38	Hawaii Hi-Lo				0.0%
39	Texas Hold'Em Bonus Poker	4	153,910	460,662	33.4%
40	House Way Pai Gow Poker				0.0%
41	Flop Poker				0.0%
	Total -(Must agree with line 7 on Pg 1)	22	863,582	3,696,978	23.4%

# SHOWBOAT

## MONTHLY GROSS REVENUE TAX RETURN

FOR THE MONTH OF SEPTEMBER, 2005

**GROSS REVENUE - CURRENT MONTH**

Line (a)	Type of Game (b)	Authorized Units (c)	Win or (Loss) (d)	Drop/Handle (e)	Win or (Loss) Percentage (f)
<b>Table and Other Games:</b>					
1	Blackjack	35	\$1,488,348	\$11,447,722	13.0%
2	Craps	6	627,241	3,953,355	15.9%
3	Roulette	8	565,395	2,501,628	22.6%
4	Big Six	1	66,687	165,015	40.4%
5	Baccarat	1	(245,034)	572,482	-42.8%
6	Minibaccarat	3	528,625	2,012,887	26.3%
7	Other Games - (Page 2)	22	1,068,626	6,125,170	17.4%
8	Subtotal - Table and Other Games	76	\$ 4,099,888	\$ 26,778,259	15.3%
9	Poker	25	\$183,342		
10	<b>Total - Table and Other Games</b>	<b>101</b>	<b>\$ 4,283,230</b>		

<b>Slot Machines:</b>					
11	\$ .01 and .02 Slot Machines	380	4,718,580	33,017,130	14.3%
12	\$ .05 Slot Machines	695	7,098,756	60,478,945	11.7%
13	\$ .25 Slot Machines	1,835	11,748,902	139,313,381	8.4%
14	\$ .50 Slot Machines	153	1,441,798	9,851,928	14.6%
15	\$ 1.00 Slot Machines	440	3,544,486	48,705,295	7.3%
16	\$ 5.00 Slot Machines	63	665,074	17,395,934	3.8%
17	\$ 25.00 Slot Machines	6	21,258	1,458,175	1.5%
18	\$100.00 Slot Machines	4	(12,519)	589,000	-2.1%
19	Multi-denominational Slot Machines	414	2,557,755	32,283,233	7.9%
20	Other Slot Machines	33	227,945	7,005,924	3.3%
21	<b>Total - Slot Machines</b>	<b>4,023</b>	<b>\$ 32,012,035</b>	<b>\$ 350,098,945</b>	<b>9.1%</b>
22	<b>Total Gross Revenue</b>		<b>\$ 36,295,265</b>		

**TAX ON GROSS REVENUE**

23	Year-to-Date Table and Other Games Gross Revenue.....	\$ 34,339,795	
24	Year-to-Date Slot Machine Gross Revenue.....	\$ 277,192,423	
25	Year-to-Date Total Gross Revenue.....		<b>\$ 311,532,218</b>
26	Tax on Gross Revenue (8% of line 25).....		\$ 24,922,577
27	Less - Total Tax Paid in Prior Months.....		\$ 22,018,956
28	<b>Total Tax Required for this Month (line 26 less line 27).....</b>		<b>\$ 2,903,621</b>
29	Total Progressive Payout Liability - End of Month.....	\$413,162	
30	Authorized Casino Square Footage - End of Month.....	113,010	
31	Authorized Simulcasting Square Footage - End of Month.....	14,968	
32	Simulcasting Revenue for the Month.....	\$29,897	
33	Simulcasting Handle for the Month.....	\$362,672	

Under penalties of perjury, I declare that I have examined this report, and to the best of my knowledge and belief, it is true and complete

October 8, 2005  
DATE



Karen Worman

Operations Controller 6320-11  
TITLE (LICENSE NUMBER)

**SHOWBOAT**  
**MONTHLY GROSS REVENUE TAX RETURN**  
**SCHEDULE OF OTHER GAMES**  
**FOR THE MONTH OF SEPTEMBER, 2005**

Line (a)	Type of Game (b)	Authorized Units (c)	Win or (Loss) (d)	Drop/Handle (e)	Win or (Loss) Percentage (f)
1	Red Dog				0.0%
2	Sic Bo				0.0%
3	Pai Gow Poker	2	113,248	511,795	22.1%
4	Pai Gow	2	115,173	537,537	21.4%
5	Pokette				0.0%
6	Double Down Stud Poker				0.0%
7	Keno				0.0%
8	Caribbean Stud Poker	1	88,623	311,629	28.4%
9	Let it Ride Poker	3	26,287	695,837	3.8%
10	Super 7 1/2				0.0%
11	Mini-Craps				0.0%
12	Three Card Poker	9	500,344	2,928,544	17.1%
13	Caribbean Draw Poker				0.0%
14	Mini-Dice				0.0%
15	Fast Action Hold 'Em				0.0%
16	Casino War				0.0%
17	Countdown				0.0%
18	Spanish 21	2	57,868	379,105	15.3%
19	Colorado Hold'Em Poker				0.0%
20	Multi-Bacc				0.0%
21	Wild Aruba Stud Poker				0.0%
22	Monopoly Poker				0.0%
23	Table Slots				0.0%
24	Rainbow Dice				0.0%
25	Triple Shot				0.0%
26	Blackjack Switch				0.0%
27	Let's Get Wild Poker				0.0%
28	Boston 5 Stud Poker				0.0%
29	Double Cross Poker				0.0%
30	Double Attack Blackjack	1	43,624	266,122	16.4%
31	Shao Pai Gow				0.0%
32	6 to 5 Blackjack				0.0%
33	Four Card Poker	1	40,975	193,931	21.1%
34	Suspense 21				0.0%
35	Two Card Royal				0.0%
36	Player's Choice Poker				0.0%
37	Superfun 21				0.0%
38	Hawaii Hi-Lo				0.0%
39	Texas Hold'Em Bonus Poker	1	82,484	300,670	27.4%
40	House Way Pai Gow Poker				0.0%
41	Flop Poker				0.0%
	Total -(Must agree with line 7 on Pg 1)	22	1,068,626	6,125,170	17.4%

# Tropicana Casino and Resort

## MONTHLY GROSS REVENUE TAX RETURN

FOR THE MONTH OF SEPTEMBER, 2005

**GROSS REVENUE - CURRENT MONTH**

Line (a)	Type of Game (b)	Authorized Units (c)	Win or (Loss) (d)	Drop/Handle (e)	Win or (Loss) Percentage (f)
<b>Table and Other Games:</b>					
1	Blackjack	84	\$3,015,979	\$26,542,808	11.4%
2	Craps	9	1,193,053	9,745,000	12.2%
3	Roulette	15	1,290,414	6,158,381	21.0%
4	Big Six	1	45,974	101,620	45.2%
5	Baccarat	2	155,152	1,244,352	12.5%
6	Minibaccarat	6	476,847	3,360,839	14.2%
7	Other Games - (Page 2)	35	2,079,111	10,789,634	19.3%
8	Subtotal - Table and Other Games	152	\$ 8,256,530	\$ 57,942,634	14.2%
9	Poker	48	\$969,889		
10	<b>Total - Table and Other Games</b>	<b>200</b>	<b>\$ 9,226,419</b>		


<b>Slot Machines:</b>					
11	\$ .01 and .02 Slot Machines	398	2,326,652	19,452,332	12.0%
12	\$ .05 Slot Machines	867	4,345,772	42,734,169	10.2%
13	\$ .25 Slot Machines	1,538	7,451,898	85,502,926	8.7%
14	\$ .50 Slot Machines	171	988,342	11,507,750	8.6%
15	\$ 1.00 Slot Machines	572	4,671,555	54,619,677	8.6%
16	\$ 5.00 Slot Machines	98	1,121,429	17,794,920	6.3%
17	\$ 25.00 Slot Machines	16	109,519	4,588,300	2.4%
18	\$100.00 Slot Machines	12	261,260	2,840,700	9.2%
19	Multi-denominational Slot Machines	593	4,879,885	53,898,167	9.1%
20	Other Slot Machines	74	637,225	13,739,034	4.6%
21	<b>Total - Slot Machines</b>	<b>4,339</b>	<b>\$ 26,793,537</b>	<b>\$ 306,677,975</b>	<b>8.7%</b>
22	<b>Total Gross Revenue</b>		<b>\$ 36,019,956</b>		

**TAX ON GROSS REVENUE**

23	Year-to-Date Table and Other Games Gross Revenue.....	\$ 103,964,042	
24	Year-to-Date Slot Machine Gross Revenue.....	\$ 230,255,740	
25	Year-to-Date Total Gross Revenue.....		<b>\$ 334,219,782</b>
26	Tax on Gross Revenue (8% of line 25).....		\$ 26,737,583
27	Less - Total Tax Paid in Prior Months.....		\$ 23,855,986
28	<b>Total Tax Required for this Month (line 26 less line 27).....</b>		<b>\$ 2,881,597</b>
29	Total Progressive Payout Liability - End of Month.....	\$1,186,819	
30	Authorized Casino Square Footage - End of Month.....	140,911	
31	Authorized Simulcasting Square Footage - End of Month.....	8,380	
32	Simulcasting Revenue for the Month.....	\$95,805	
33	Simulcasting Handle for the Month.....	\$1,072,443	

Under penalties of perjury, I declare that I have examined this report, and to the best of my knowledge and belief, it is true and complete

10/07/05  
DATE

  
 \_\_\_\_\_  
 Donna L Hogan

Asst VP Casino Finance 7156-11  
TITLE (LICENSE NUMBER)

**Tropicana Casino and Resort**  
**MONTHLY GROSS REVENUE TAX RETURN**  
**SCHEDULE OF OTHER GAMES**  
**FOR THE MONTH OF SEPTEMBER, 2005**

Line (a)	Type of Game (b)	Authorized Units (c)	Win or (Loss) (d)	Drop/Handle (e)	Win or (Loss) Percentage (f)
1	Red Dog				0.0%
2	Sic Bo				0.0%
3	Pai Gow Poker	4	248,740	1,031,582	24.1%
4	Pai Gow	6	163,936	855,840	19.2%
5	Pokette				0.0%
6	Double Down Stud Poker				0.0%
7	Keno				0.0%
8	Caribbean Stud Poker	3	142,582	608,484	23.4%
9	Let it Ride Poker	3	118,375	900,459	13.1%
10	Super 7 1/2				0.0%
11	Mini-Craps				0.0%
12	Three Card Poker	12	836,578	5,092,780	16.4%
13	Caribbean Draw Poker				0.0%
14	Mini-Dice				0.0%
15	Fast Action Hold 'Em				0.0%
16	Casino War				0.0%
17	Countdown				0.0%
18	Spanish 21	2	159,595	700,549	22.8%
19	Colorado Hold'Em Poker				0.0%
20	Multi-Bacc				0.0%
21	Wild Aruba Stud Poker				0.0%
22	Monopoly Poker				0.0%
23	Table Slots				0.0%
24	Rainbow Dice				0.0%
25	Triple Shot				0.0%
26	Blackjack Switch				0.0%
27	Let's Get Wild Poker				0.0%
28	Boston 5 Stud Poker	2	69,514	371,865	18.7%
29	Double Cross Poker				0.0%
30	Double Attack Blackjack				0.0%
31	Shao Pai Gow				0.0%
32	6 to 5 Blackjack				0.0%
33	Four Card Poker	2	176,247	734,235	24.0%
34	Suspense 21				0.0%
35	Two Card Royal				0.0%
36	Player's Choice Poker				0.0%
37	Superfun 21				0.0%
38	Hawaii Hi-Lo				0.0%
39	Texas Hold'Em Bonus Poker	1	163,544	493,840	33.1%
40	House Way Pai Gow Poker				0.0%
41	Flop Poker				0.0%
	Total -(Must agree with line 7 on Pg 1)	35	2,079,111	10,789,634	19.3%

# TRUMP MARINA

## MONTHLY GROSS REVENUE TAX RETURN

FOR THE MONTH OF SEPTEMBER, 2005

**GROSS REVENUE - CURRENT MONTH**

Line (a)	Type of Game (b)	Authorized Units (c)	Win or (Loss) (d)	Drop/Handle (e)	Win or (Loss) Percentage (f)
<b>Table and Other Games:</b>					
1	Blackjack	35	\$1,127,810	\$10,418,133	10.8%
2	Craps	7	677,259	5,062,478	13.4%
3	Roulette	8	357,423	1,886,217	18.9%
4	Big Six	1	10,350	28,387	36.5%
5	Baccarat	2	135,696	1,648,171	8.2%
6	Minibaccarat	3	386,137	1,644,858	23.5%
7	Other Games - (Page 2)	28	1,460,474	5,584,246	26.2%
8	Subtotal - Table and Other Games	84	\$ 4,155,149	\$ 26,272,490	15.8%
9	Poker	0	\$0		
10	<b>Total - Table and Other Games</b>	<b>84</b>	<b>\$ 4,155,149</b>		

<b>Slot Machines:</b>					
11	\$ .01 and .02 Slot Machines	164	1,604,982	14,997,249	10.7%
12	\$ .05 Slot Machines	707	4,130,903	42,781,087	9.7%
13	\$ .25 Slot Machines	873	4,394,769	54,629,467	8.0%
14	\$ .50 Slot Machines	83	534,047	6,548,937	8.2%
15	\$ 1.00 Slot Machines	355	2,412,237	38,402,273	6.3%
16	\$ 5.00 Slot Machines	74	756,782	12,473,355	6.1%
17	\$ 25.00 Slot Machines	11	141,090	3,126,875	4.5%
18	\$100.00 Slot Machines	6	25,262	938,200	2.7%
19	Multi-denominational Slot Machines	126	865,657	8,059,910	10.7%
20	Other Slot Machines	35	198,219	6,035,818	3.3%
21	<b>Total - Slot Machines</b>	<b>2,434</b>	<b>\$ 15,063,948</b>	<b>\$ 187,993,171</b>	<b>8.0%</b>
22	<b>Total Gross Revenue</b>		<b>\$ 19,219,097</b>		

**TAX ON GROSS REVENUE**

23	Year-to-Date Table and Other Games Gross Revenue.....	\$	41,002,580
24	Year-to-Date Slot Machine Gross Revenue.....	\$	155,334,340
25	Year-to-Date Total Gross Revenue.....	<b>\$</b>	<b>196,336,920</b>
26	Tax on Gross Revenue (8% of line 25).....	\$	15,706,954
27	Less - Total Tax Paid in Prior Months.....	\$	14,169,426
28	<b>Total Tax Required for this Month (line 26 less line 27).....</b>	<b>\$</b>	<b>1,537,528</b>
29	Total Progressive Payout Liability - End of Month.....	\$	485,913
30	Authorized Casino Square Footage - End of Month.....	\$	65,057
31	Authorized Simulcasting Square Footage - End of Month.....	\$	14,601
32	Simulcasting Revenue for the Month.....	\$	27,540
33	Simulcasting Handle for the Month.....	\$	330,368

Under penalties of perjury, I declare that I have examined this report, and to the best of my knowledge and belief, it is true and complete

October 6, 2005

DATE



VP Casino/Hotel Finance 01996-11

TITLE (LICENSE NUMBER)

CCC-101

**TRUMP MARINA**  
**MONTHLY GROSS REVENUE TAX RETURN**  
**SCHEDULE OF OTHER GAMES**  
**FOR THE MONTH OF SEPTEMBER, 2005**

Line (a)	Type of Game (b)	Authorized Units (c)	Win or (Loss) (d)	Drop/Handle (e)	Win or (Loss) Percentage (f)
1	Red Dog	0	\$0	\$0	0.0%
2	Sic Bo	0	0	0	0.0%
3	Pai Gow Poker	2	82,861	445,265	18.6%
4	Pai Gow	1	36,756	135,010	27.2%
5	Pokette	0	0	0	0.0%
6	Double Down Stud Poker	0	0	0	0.0%
7	Keno	0	0	0	0.0%
8	Caribbean Stud Poker	2	152,629	547,139	27.9%
9	Let it Ride Poker	3	200,432	690,848	29.0%
10	Super 7 1/2	0	0	0	0.0%
11	Mini-Craps	0	0	0	0.0%
12	Three Card Poker	7	533,263	2,439,718	21.9%
13	Caribbean Draw Poker	0	0	0	0.0%
14	Mini-Dice	0	0	0	0.0%
15	Fast Action Hold 'Em	0	0	0	0.0%
16	Casino War	0	0	0	0.0%
17	Countdown	0	0	0	0.0%
18	Spanish 21	3	128,071	409,894	31.2%
19	Colorado Hold'Em Poker	0	0	0	0.0%
20	Multi-Bacc	0	0	0	0.0%
21	Wild Aruba Stud Poker	0	0	0	0.0%
22	Monopoly Poker	0	0	0	0.0%
23	Table Slots	0	0	0	0.0%
24	Rainbow Dice	0	0	0	0.0%
25	Triple Shot	0	0	0	0.0%
26	Blackjack Switch	0	0	0	0.0%
27	Let's Get Wild Poker	0	0	0	0.0%
28	Boston 5 Stud Poker	0	0	0	0.0%
29	Double Cross Poker	0	0	0	0.0%
30	Double Attack Blackjack	1	64,193	158,210	40.6%
31	Shao Pai Gow	0	0	0	0.0%
32	6 to 5 Blackjack	0	0	0	0.0%
33	Four Card Poker	2	114,886	291,083	39.5%
34	Suspense 21	0	0	0	0.0%
35	Two Card Royal	0	0	0	0.0%
36	Player's Choice Poker	0	0	0	0.0%
37	Superfun 21	0	0	0	0.0%
38	Hawaii Hi-Lo	0	0	0	0.0%
39	Texas Hold'Em Bonus Poker	6	144,813	462,124	31.3%
40	House Way Pai Gow Poker	0	0	0	0.0%
41	Flop Poker	1	2,570	4,955	51.9%
	Total -(Must agree with line 7 on Pg 1)	28	1,460,474	5,584,246	26.2%

# TRUMP PLAZA ASSOCIATES

## MONTHLY GROSS REVENUE TAX RETURN

FOR THE MONTH OF SEPTEMBER 2005

### GROSS REVENUE - CURRENT MONTH

Line (a)	Type of Game (b)	Authorized Units (c)	Win or (Loss) (d)	Drop/Handle (e)	Win or (Loss) Percentage (f)
Table and Other Games:					
1	Blackjack	38	\$1,857,871	\$23,101,476	8.0%
2	Craps	6	366,826	5,053,753	7.3%
3	Roulette	9	881,882	3,891,181	22.7%
4	Big Six	1	53,022	131,056	40.5%
5	Baccarat	3	1,354,160	3,587,313	37.7%
6	Minibaccarat	8	714,374	6,307,141	11.3%
7	Other Games - (Page 2)	26	1,423,303	7,039,753	20.2%
8	Subtotal - Table and Other Games	91	\$ 6,651,438	\$ 49,111,673	13.5%
9	Poker	0	\$0		
10	Total - Table and Other Games	91	\$ 6,651,438		

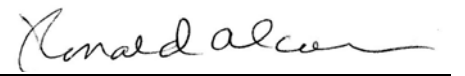
Slot Machines:					
11	\$ .01 and .02 Slot Machines	244	2,292,436	20,415,263	11.2%
12	\$ .05 Slot Machines	598	3,890,967	37,540,171	10.4%
13	\$ .25 Slot Machines	1,200	6,502,968	82,942,745	7.8%
14	\$ .50 Slot Machines	212	1,169,901	17,137,890	6.8%
15	\$ 1.00 Slot Machines	332	2,086,045	34,983,642	6.0%
16	\$ 5.00 Slot Machines	68	1,157,632	22,229,180	5.2%
17	\$ 25.00 Slot Machines	11	63,261	1,941,075	3.3%
18	\$100.00 Slot Machines	6	41,700	1,086,800	3.8%
19	Multi-denominational Slot Machines	74	619,885	18,654,278	3.3%
20	Other Slot Machines	53	560,581	11,306,932	5.0%
21	Total - Slot Machines	2,798	\$ 18,385,376	\$ 248,237,976	7.4%
22	Total Gross Revenue		\$ 25,036,814		

### TAX ON GROSS REVENUE

23	Year-to-Date Table and Other Games Gross Revenue.....	\$ 61,113,811	
24	Year-to-Date Slot Machine Gross Revenue.....	\$ 173,119,826	
25	Year-to-Date Total Gross Revenue.....		<b>\$ 234,233,637</b>
26	Tax on Gross Revenue (8% of line 25).....		\$ 18,738,691
27	Less - Total Tax Paid in Prior Months.....		\$ 16,735,746
28	Total Tax Required for this Month (line 26 less line 27).....		\$ 2,002,945
29	Total Progressive Payout Liability - End of Month.....	\$365,631	
30	Authorized Casino Square Footage - End of Month.....	95,708	
31	Authorized Simulcasting Square Footage - End of Month.....	0	
32	Simulcasting Revenue for the Month.....	\$0	
33	Simulcasting Handle for the Month.....	\$0	

Under penalties of perjury, I declare that I have examined this report, and to the best of my knowledge and belief, it is true and complete

October 10, 2005  
DATE

  
Ronald Alcorn

VP of Casino Finance Operations (1623-11)  
TITLE (LICENSE NUMBER)

**TRUMP PLAZA ASSOCIATES**  
**MONTHLY GROSS REVENUE TAX RETURN**  
**SCHEDULE OF OTHER GAMES**  
**FOR THE MONTH OF SEPTEMBER 2005**

Line (a)	Type of Game (b)	Authorized Units (c)	Win or (Loss) (d)	Drop/Handle (e)	Win or (Loss) Percentage (f)
1	Red Dog				0.0%
2	Sic Bo	1	41,559	122,836	33.8%
3	Pai Gow Poker	5	264,206	988,924	26.7%
4	Pai Gow	3	133,512	777,790	17.2%
5	Pokette				0.0%
6	Double Down Stud Poker				0.0%
7	Keno				0.0%
8	Caribbean Stud Poker	2	105,196	385,573	27.3%
9	Let it Ride Poker	3	96,024	555,427	17.3%
10	Super 7 1/2				0.0%
11	Mini-Craps				0.0%
12	Three Card Poker	5	421,025	2,375,529	17.7%
13	Caribbean Draw Poker				0.0%
14	Mini-Dice				0.0%
15	Fast Action Hold 'Em				0.0%
16	Casino War				0.0%
17	Countdown				0.0%
18	Spanish 21	3	113,537	803,519	14.1%
19	Colorado Hold'Em Poker				0.0%
20	Multi-Bacc				0.0%
21	Wild Aruba Stud Poker				0.0%
22	Monopoly Poker				0.0%
23	Table Slots				0.0%
24	Rainbow Dice				0.0%
25	Triple Shot				0.0%
26	Blackjack Switch				0.0%
27	Let's Get Wild Poker				0.0%
28	Boston 5 Stud Poker				0.0%
29	Double Cross Poker				0.0%
30	Double Attack Blackjack	1	45,170	121,404	37.2%
31	Shao Pai Gow				0.0%
32	6 to 5 Blackjack				0.0%
33	Four Card Poker	1	45,580	329,403	13.8%
34	Suspense 21				0.0%
35	Two Card Royal				0.0%
36	Player's Choice Poker				0.0%
37	Superfun 21				0.0%
38	Hawaii Hi-Lo				0.0%
39	Texas Hold'Em Bonus Poker	2	157,494	579,348	27.2%
40	House Way Pai Gow Poker				0.0%
41	Flop Poker				0.0%
	Total -(Must agree with line 7 on Pg 1)	26	1,423,303	7,039,753	20.2%

# TRUMP TAJ MAHAL CASINO RESORT

## MONTHLY GROSS REVENUE TAX RETURN

FOR THE MONTH OF SEPTEMBER, 2005

### GROSS REVENUE - CURRENT MONTH

Line (a)	Type of Game (b)	Authorized Units (c)	Win or (Loss) (d)	Drop/Handle (e)	Win or (Loss) Percentage (f)
Table and Other Games:					
1	Blackjack	55	\$4,740,820	\$33,329,840	14.2%
2	Craps	11	2,672,406	12,595,778	21.2%
3	Roulette	13	1,692,904	6,490,364	26.1%
4	Big Six	1	112,960	220,891	51.1%
5	Baccarat	4	620,502	4,939,672	12.6%
6	Minibaccarat	5	441,378	4,567,536	9.7%
7	Other Games - (Page 2)	41	3,342,352	15,062,459	22.2%
8	Subtotal - Table and Other Games	130	\$ 13,623,322	\$ 77,206,540	17.6%
9	Poker	79	\$2,178,691		
10	Total - Table and Other Games	209	\$ 15,802,013		


Slot Machines:					
11	\$ .01 and .02 Slot Machines	220	1,898,005	13,838,475	13.7%
12	\$ .05 Slot Machines	781	5,250,747	50,703,547	10.4%
13	\$ .25 Slot Machines	2,026	10,727,234	123,964,667	8.7%
14	\$ .50 Slot Machines	325	1,546,314	17,167,513	9.0%
15	\$ 1.00 Slot Machines	680	5,380,371	94,960,301	5.7%
16	\$ 5.00 Slot Machines	135	2,098,131	38,686,655	5.4%
17	\$ 25.00 Slot Machines	13	314,570	7,174,125	4.4%
18	\$100.00 Slot Machines	14	326,300	3,672,900	8.9%
19	Multi-denominational Slot Machines	86	799,263	7,845,422	10.2%
20	Other Slot Machines	55	568,809	8,058,930	7.1%
21	Total - Slot Machines	4,335	\$ 28,909,744	\$ 366,072,535	7.9%
22	Total Gross Revenue		\$ 44,711,757		

### TAX ON GROSS REVENUE

23	Year-to-Date Table and Other Games Gross Revenue.....	\$ 137,428,886	
24	Year-to-Date Slot Machine Gross Revenue.....	\$ 254,331,972	
25	Year-to-Date Total Gross Revenue.....		<b>\$ 391,760,858</b>
26	Tax on Gross Revenue (8% of line 25).....		\$ 31,340,869
27	Less - Total Tax Paid in Prior Months.....		\$ 27,763,928
28	Total Tax Required for this Month (line 26 less line 27).....		\$ 3,576,941
29	Total Progressive Payout Liability - End of Month.....	\$572,219	
30	Authorized Casino Square Footage - End of Month.....	119,929	
31	Authorized Simulcasting Square Footage - End of Month.....	39,157	
32	Simulcasting Revenue for the Month.....	\$93,428	
33	Simulcasting Handle for the Month.....	\$1,098,672	

Under penalties of perjury, I declare that I have examined this report, and to the best of my knowledge and belief, it is true and complete

10/11/05  
DATE

  
 \_\_\_\_\_  
 Ford Palmer

V P of Casino Fin Ops 4086-11  
TITLE (LICENSE NUMBER)

**TRUMP TAJ MAHAL CASINO RESORT**  
**MONTHLY GROSS REVENUE TAX RETURN**  
**SCHEDULE OF OTHER GAMES**  
**FOR THE MONTH OF SEPTEMBER, 2005**

Line (a)	Type of Game (b)	Authorized Units (c)	Win or (Loss) (d)	Drop/Handle (e)	Win or (Loss) Percentage (f)
1	Red Dog				0.0%
2	Sic Bo	1	85,451	201,898	42.3%
3	Pai Gow Poker	7	584,651	2,169,894	26.9%
4	Pai Gow	4	353,281	1,434,656	24.6%
5	Pokette				0.0%
6	Double Down Stud Poker				0.0%
7	Keno	2	33,214	126,491	26.3%
8	Caribbean Stud Poker	2	214,804	776,197	27.7%
9	Let it Ride Poker	3	132,174	1,081,544	12.2%
10	Super 7 1/2				0.0%
11	Mini-Craps				0.0%
12	Three Card Poker	9	734,881	4,803,112	15.3%
13	Caribbean Draw Poker				0.0%
14	Mini-Dice				0.0%
15	Fast Action Hold 'Em				0.0%
16	Casino War				0.0%
17	Countdown				0.0%
18	Spanish 21	4	403,894	1,532,225	26.4%
19	Colorado Hold'Em Poker				0.0%
20	Multi-Bacc				0.0%
21	Wild Aruba Stud Poker				0.0%
22	Monopoly Poker				0.0%
23	Table Slots				0.0%
24	Rainbow Dice				0.0%
25	Triple Shot				0.0%
26	Blackjack Switch				0.0%
27	Let's Get Wild Poker				0.0%
28	Boston 5 Stud Poker				0.0%
29	Double Cross Poker				0.0%
30	Double Attack Blackjack	1	110,138	389,154	28.3%
31	Shao Pai Gow				0.0%
32	6 to 5 Blackjack				0.0%
33	Four Card Poker	4	308,629	1,423,232	21.7%
34	Suspense 21				0.0%
35	Two Card Royal				0.0%
36	Players Choice Poker				0.0%
37	Superfun 21				0.0%
38	Hawaii Hi-Lo				0.0%
39	Texas Hold'Em Bonus Poker	4	381,235	1,124,056	33.9%
40	House Way Pai Gow Poker				0.0%
41	Flop Poker				0.0%
	Total -(Must agree with line 7 on Pg 1)	41	3,342,352	15,062,459	22.2%