

ATLANTIC CITY HILTON (RIH ACQUISITIONS N.J., LLC)

MONTHLY GROSS REVENUE TAX RETURN

FOR THE MONTH OF JUNE, 2005

GROSS REVENUE - JUNE


| Line (a) | Type of Game (b) | Authorized Units (c) | Win or (Loss) (d) | Drop/Handle (e) | Win or (Loss) Percentage (f) |
|-------------------------------|--------------------------------------|----------------------------|----------------------|-----------------------|------------------------------------|
| Table and Other Games: | | | | | |
| 1 | Blackjack | 37 | \$1,706,237 | \$20,423,295 | 8.4% |
| 2 | Craps | 8 | 1,745,003 | 7,563,767 | 23.1% |
| 3 | Roulette | 8 | 741,587 | 3,826,702 | 19.4% |
| 4 | Big Six | 0 | | | 0.0% |
| 5 | Baccarat | 1 | 96,742 | 2,005,714 | 4.8% |
| 6 | Minibaccarat | 7 | 1,088,061 | 6,648,949 | 16.4% |
| 7 | Other Games - (Page 2) | 25 | 1,659,906 | 9,255,078 | 17.9% |
| 8 | Subtotal - Table and Other Games | 86 | \$ 7,037,536 | \$ 49,723,505 | 14.2% |
| 9 | Poker | 0 | \$0 | | |
| 10 | Total - Table and Other Games | 86 | \$ 7,037,536 | | |
| Slot Machines: | | | | | |
| 11 | \$.01 and .02 Slot Machines | 96 | 951,177 | 8,353,320 | 11.4% |
| 12 | \$.05 Slot Machines | 473 | 5,211,425 | 44,396,435 | 11.7% |
| 13 | \$.25 Slot Machines | 834 | 5,415,461 | 68,619,927 | 7.9% |
| 14 | \$.50 Slot Machines | 154 | 861,111 | 12,644,847 | 6.8% |
| 15 | \$ 1.00 Slot Machines | 333 | 2,834,807 | 43,942,684 | 6.5% |
| 16 | \$ 5.00 Slot Machines | 91 | 1,583,200 | 23,691,090 | 6.7% |
| 17 | \$ 25.00 Slot Machines | 12 | 288,531 | 4,016,422 | 7.2% |
| 18 | \$100.00 Slot Machines | 12 | 443,225 | 10,169,100 | 4.4% |
| 19 | Multi-denominational Slot Machines | 0 | | | 0.0% |
| 20 | Other Slot Machines | 29 | 425,877 | 9,492,398 | 4.5% |
| 21 | Total - Slot Machines | 2,034 | \$ 18,014,814 | \$ 225,326,223 | 8.0% |
| 22 | Total Gross Revenue | | \$ 25,052,350 | | |

TAX ON GROSS REVENUE

| | | |
|----|--|----------------------|
| 23 | Year-to-Date Table and Other Games Gross Revenue..... | \$ 16,212,113 |
| 24 | Year-to-Date Slot Machine Gross Revenue..... | \$ 38,052,032 |
| 25 | Year-to-Date Total Gross Revenue..... | \$ 54,264,145 |
| 26 | Tax on Gross Revenue (8% of line 25)..... | \$ 4,341,132 |
| 27 | Less - Total Tax Paid in Prior Months..... | \$ 2,336,944 |
| 28 | Total Tax Required for this Month (line 26 less line 27)..... | \$ 2,004,188 |
| 29 | Total Progressive Payout Liability - End of Month..... | \$379,380 |
| 30 | Authorized Casino Square Footage - End of Month..... | 59,800 |
| 31 | Authorized Simulcasting Square Footage - End of Month..... | 0 |
| 32 | Simulcasting Revenue for the Month..... | \$0 |
| 33 | Simulcasting Handle for the Month..... | \$0 |

Under penalties of perjury, I declare that I have examined this report, and to the best of my knowledge and belief, it is true and complete

July 6, 2005
DATE


 JOANNE MCKENSIE
 CASINO CONTROLLER - (1231-11)
 TITLE (LICENSE NUMBER)

ATLANTIC CITY HILTON (RIH ACQUISITIONS N.J., LLC)
MONTHLY GROSS REVENUE TAX RETURN
SCHEDULE OF OTHER GAMES
FOR THE MONTH OF JUNE, 2005

| Line (a) | Type of Game (b) | Authorized Units (c) | Win or (Loss) (d) | Drop/Handle (e) | Win or (Loss) Percentage (f) |
|-------------|---|----------------------------|----------------------|--------------------|------------------------------------|
| 1 | Red Dog | | | | 0.0% |
| 2 | Sic Bo | | | | 0.0% |
| 3 | Pai Gow Poker | 4 | 391,304 | 1,961,537 | 19.9% |
| 4 | Pai Gow | 3 | 247,248 | 2,180,824 | 11.3% |
| 5 | Pokette | | | | 0.0% |
| 6 | Double Down Stud Poker | | | | 0.0% |
| 7 | Keno | | | | 0.0% |
| 8 | Caribbean Stud Poker | 3 | 136,723 | 577,124 | 23.7% |
| 9 | Let it Ride Poker | 3 | 151,239 | 690,160 | 21.9% |
| 10 | Super 7 1/2 | | | | 0.0% |
| 11 | Mini-Craps | | | | 0.0% |
| 12 | Three Card Poker | 10 | 613,464 | 3,283,256 | 18.7% |
| 13 | Caribbean Draw Poker | | | | 0.0% |
| 14 | Mini-Dice | | | | 0.0% |
| 15 | Fast Action Hold 'Em | | | | 0.0% |
| 16 | Casino War | | | | 0.0% |
| 17 | Countdown | | | | 0.0% |
| 18 | Spanish 21 | 0 | | | 0.0% |
| 19 | Colorado Hold'Em Poker | | | | 0.0% |
| 20 | Multi-Bacc | | | | 0.0% |
| 21 | Wild Aruba Stud Poker | | | | 0.0% |
| 22 | Monopoly Poker | | | | 0.0% |
| 23 | Table Slots | | | | 0.0% |
| 24 | Rainbow Dice | | | | 0.0% |
| 25 | Triple Shot | | | | 0.0% |
| 26 | Blackjack Switch | | | | 0.0% |
| 27 | Let's Get Wild Poker | | | | 0.0% |
| 28 | Boston 5 Stud Poker | 0 | | | 0.0% |
| 29 | Double Cross Poker | | | | 0.0% |
| 30 | Double Attack Blackjack | | | | 0.0% |
| 31 | Shao Pai Gow | | | | 0.0% |
| 32 | 6 to 5 Blackjack | | | | 0.0% |
| 33 | Four Card Poker | 2 | 119,928 | 562,177 | 21.3% |
| 34 | Suspense 21 | | | | 0.0% |
| 35 | Two Card Royal | | | | 0.0% |
| 36 | Player's Choice Poker | | | | 0.0% |
| 37 | Superfun 21 | | | | 0.0% |
| 38 | Hawaii Hi-Lo | | | | 0.0% |
| 39 | Texas Hold'Em Bonus Poker | | | | 0.0% |
| 40 | House Way Pai Gow Poker | | | | 0.0% |
| | Total -(Must agree with line 7 on Pg 1) | 25 | 1,659,906 | 9,255,078 | 17.9% |

BALLY'S ATLANTIC CITY

MONTHLY GROSS REVENUE TAX RETURN

FOR THE MONTH OF JUNE, 2005

GROSS REVENUE - CURRENT MONTH

| Line (a) | Type of Game (b) | Authorized Units (c) | Win or (Loss) (d) | Drop/Handle (e) | Win or (Loss) Percentage (f) |
|-------------------------------|--------------------------------------|----------------------------|----------------------|--------------------|------------------------------------|
| Table and Other Games: | | | | | |
| 1 | Blackjack | 75 | \$3,702,718 | \$33,642,668 | 11.0% |
| 2 | Craps | 13 | 1,573,611 | 10,610,695 | 14.8% |
| 3 | Roulette | 24 | 2,027,141 | 8,378,330 | 24.2% |
| 4 | Big Six | 2 | 133,587 | 348,543 | 38.3% |
| 5 | Baccarat | 2 | 716,694 | 2,567,959 | 27.9% |
| 6 | Minibaccarat | 11 | 1,184,546 | 7,833,836 | 15.1% |
| 7 | Other Games - (Page 2) | 69 | 3,179,883 | 16,359,266 | 19.4% |
| 8 | Subtotal - Table and Other Games | 196 | \$ 12,518,180 | \$ 79,741,297 | 15.7% |
| 9 | Poker | 30 | \$336,080 | | |
| 10 | Total - Table and Other Games | 226 | \$ 12,854,260 | | |

| | | | | | |
|-----------------------|------------------------------------|--------------|----------------------|-----------------------|-------------|
| Slot Machines: | | | | | |
| 11 | \$.01 and .02 Slot Machines | 568 | 5,350,284 | 38,913,982 | 13.7% |
| 12 | \$.05 Slot Machines | 1,125 | 8,013,131 | 79,888,521 | 10.0% |
| 13 | \$.25 Slot Machines | 2,634 | 14,933,981 | 180,389,363 | 8.3% |
| 14 | \$.50 Slot Machines | 381 | 2,372,571 | 27,448,942 | 8.6% |
| 15 | \$ 1.00 Slot Machines | 611 | 6,472,416 | 89,342,325 | 7.2% |
| 16 | \$ 5.00 Slot Machines | 150 | 1,800,295 | 41,611,940 | 4.3% |
| 17 | \$ 25.00 Slot Machines | 21 | 526,318 | 6,406,575 | 8.2% |
| 18 | \$100.00 Slot Machines | 12 | 198,965 | 2,643,200 | 7.5% |
| 19 | Multi-denominational Slot Machines | 0 | | | 0.0% |
| 20 | Other Slot Machines | 56 | 713,583 | 14,143,980 | 5.0% |
| 21 | Total - Slot Machines | 5,558 | \$ 40,381,544 | \$ 480,788,828 | 8.4% |
| 22 | Total Gross Revenue | | \$ 53,235,804 | | |

TAX ON GROSS REVENUE

| | | | |
|----|--|----------------|-----------------------|
| 23 | Year-to-Date Table and Other Games Gross Revenue..... | \$ 80,700,540 | |
| 24 | Year-to-Date Slot Machine Gross Revenue..... | \$ 227,209,055 | |
| 25 | Year-to-Date Total Gross Revenue..... | | \$ 307,909,595 |
| 26 | Tax on Gross Revenue (8% of line 25)..... | | \$ 24,632,768 |
| 27 | Less - Total Tax Paid in Prior Months..... | | \$ 20,373,903 |
| 28 | Total Tax Required for this Month (line 26 less line 27)..... | | \$ 4,258,865 |
| 29 | Total Progressive Payout Liability - End of Month..... | \$1,478,553 | |
| 30 | Authorized Casino Square Footage - End of Month..... | 177,819 | |
| 31 | Authorized Simulcasting Square Footage - End of Month..... | 47,937 | |
| 32 | Simulcasting Revenue for the Month..... | \$210,880 | |
| 33 | Simulcasting Handle for the Month..... | \$2,412,403 | |

Under penalties of perjury, I declare that I have examined this report, and to the best of my knowledge and belief, it is true and complete

07/07/05
DATE

William Pangoras

William Pangoras

Casino Controller (1792-11)
TITLE (LICENSE NUMBER)

BALLY'S ATLANTIC CITY
MONTHLY GROSS REVENUE TAX RETURN
SCHEDULE OF OTHER GAMES
FOR THE MONTH OF JUNE, 2005

| Line (a) | Type of Game (b) | Authorized Units (c) | Win or (Loss) (d) | Drop/Handle (e) | Win or (Loss) Percentage (f) |
|-------------|---|----------------------------|----------------------|--------------------|------------------------------------|
| 1 | Red Dog | | | | 0.0% |
| 2 | Sic Bo | 1 | 24,442 | 97,227 | 25.1% |
| 3 | Pai Gow Poker | 10 | 320,840 | 2,072,724 | 15.5% |
| 4 | Pai Gow | 3 | 111,074 | 939,266 | 11.8% |
| 5 | Pokette | | | | 0.0% |
| 6 | Double Down Stud Poker | | | | 0.0% |
| 7 | Keno | 4 | 53,291 | 177,730 | 30.0% |
| 8 | Caribbean Stud Poker | 7 | 288,097 | 1,097,654 | 26.2% |
| 9 | Let it Ride Poker | 7 | 149,105 | 1,167,548 | 12.8% |
| 10 | Super 7 1/2 | | | | 0.0% |
| 11 | Mini-Craps | | | | 0.0% |
| 12 | Three Card Poker | 15 | 1,067,172 | 5,986,103 | 17.8% |
| 13 | Caribbean Draw Poker | | | | 0.0% |
| 14 | Mini-Dice | | | | 0.0% |
| 15 | Fast Action Hold 'Em | | | | 0.0% |
| 16 | Casino War | | | | 0.0% |
| 17 | Countdown | | | | 0.0% |
| 18 | Spanish 21 | 10 | 496,229 | 2,167,082 | 22.9% |
| 19 | Colorado Hold'Em Poker | | | | 0.0% |
| 20 | Multi-Bacc | | | | 0.0% |
| 21 | Wild Aruba Stud Poker | | | | 0.0% |
| 22 | Monopoly Poker | | | | 0.0% |
| 23 | Table Slots | | | | 0.0% |
| 24 | Rainbow Dice | | | | 0.0% |
| 25 | Triple Shot | | | | 0.0% |
| 26 | Blackjack Switch | | | | 0.0% |
| 27 | Let's Get Wild Poker | | | | 0.0% |
| 28 | Boston 5 Stud Poker | | | | 0.0% |
| 29 | Double Cross Poker | | | | 0.0% |
| 30 | Double Attack Blackjack | | | | 0.0% |
| 31 | Shao Pai Gow | | | | 0.0% |
| 32 | 6 to 5 Blackjack | | | | 0.0% |
| 33 | Four Card Poker | 7 | 355,930 | 1,390,472 | 25.6% |
| 34 | Suspense 21 | | | | 0.0% |
| 35 | Two Card Royal | | | | 0.0% |
| 36 | Player's Choice Poker | | | | 0.0% |
| 37 | Superfun 21 | | | | 0.0% |
| 38 | Hawaii Hi-Lo | | | | 0.0% |
| 39 | Texas Hold'Em Bonus Poker | 5 | 313,703 | 1,263,460 | 24.8% |
| 40 | House Way Pai Gow Poker | | | | 0.0% |
| | Total -(Must agree with line 7 on Pg 1) | 69 | 3,179,883 | 16,359,266 | 19.4% |

BORGATA HOTEL CASINO AND SPA

MONTHLY GROSS REVENUE TAX RETURN

FOR THE MONTH OF JUNE, 2005

GROSS REVENUE - CURRENT MONTH

| Line (a) | Type of Game (b) | Authorized Units (c) | Win or (Loss) (d) | Drop/Handle (e) | Win or (Loss) Percentage (f) |
|-------------------------------|------------------------------------|----------------------------|----------------------|--------------------|------------------------------------|
| Table and Other Games: | | | | | |
| 1 | Blackjack | 59 | \$4,410,285 | \$75,527,801 | 5.8% |
| 2 | Craps | 12 | 2,588,826 | 21,571,482 | 12.0% |
| 3 | Roulette | 17 | 2,271,826 | 11,349,410 | 20.0% |
| 4 | Big Six | 1 | 81,485 | 191,952 | 42.5% |
| 5 | Baccarat | 2 | 919,455 | 7,739,841 | 11.9% |
| 6 | Minibaccarat | 5 | 792,512 | 5,114,232 | 15.5% |
| 7 | Other Games - (Page 2) | 39 | 4,311,355 | 19,635,346 | 22.0% |
| 8 | Subtotal - Table and Other Games | 135 | \$ 15,375,744 | \$ 141,130,064 | 10.9% |
| 9 | Poker | 34 | \$1,399,899 | | |
| 10 | Total - Table and Other Games | 169 | \$ 16,775,643 | | |
| Slot Machines: | | | | | |
| 11 | \$.01 and .02 Slot Machines | 165 | 1,800,333 | 17,612,612 | 10.2% |
| 12 | \$.05 Slot Machines | 1,158 | 12,319,184 | 131,537,270 | 9.4% |
| 13 | \$.25 Slot Machines | 1,198 | 7,810,701 | 96,737,880 | 8.1% |
| 14 | \$.50 Slot Machines | 187 | 1,333,345 | 14,817,765 | 9.0% |
| 15 | \$ 1.00 Slot Machines | 412 | 4,998,927 | 62,771,110 | 8.0% |
| 16 | \$ 5.00 Slot Machines | 97 | 2,612,919 | 33,895,325 | 7.7% |
| 17 | \$ 25.00 Slot Machines | 16 | 521,303 | 17,380,375 | 3.0% |
| 18 | \$100.00 Slot Machines | 12 | (36,938) | 12,240,200 | -0.3% |
| 19 | Multi-denominational Slot Machines | 269 | 4,008,215 | 81,541,309 | 4.9% |
| 20 | Other Slot Machines | 58 | 1,156,481 | 23,171,202 | 5.0% |
| 21 | Total - Slot Machines | 3,572 | \$ 36,524,470 | \$ 491,705,048 | 7.4% |
| 22 | Total Gross Revenue | | \$ 53,300,113 | | |

TAX ON GROSS REVENUE

| | | |
|----|---|-----------------------|
| 23 | Year-to-Date Table and Other Games Gross Revenue..... | \$ 122,239,160 |
| 24 | Year-to-Date Slot Machine Gross Revenue..... | \$ 212,758,236 |
| 25 | Year-to-Date Total Gross Revenue..... | \$ 334,997,396 |
| 26 | Tax on Gross Revenue (8% of line 25)..... | \$ 26,799,792 |
| 27 | Less - Total Tax Paid in Prior Months..... | \$ 22,535,783 |
| 28 | Total Tax Required for this Month (line 26 less line 27)..... | \$ 4,264,009 |
| 29 | Total Progressive Payout Liability - End of Month..... | \$847,026 |
| 30 | Authorized Casino Square Footage - End of Month..... | 116,302 |
| 31 | Authorized Simulcasting Square Footage - End of Month..... | 7,951 |
| 32 | Simulcasting Revenue for the Month..... | \$164,588 |
| 33 | Simulcasting Handle for the Month..... | \$1,940,399 |

Under penalties of perjury, I declare that I have examined this report, and to the best of my knowledge and belief, it is true and complete

07-09-2005

DATE

Robert L. Smith Jr.

Casino Controller Lic. #6714-11

BORGATA HOTEL CASINO AND SPA
MONTHLY GROSS REVENUE TAX RETURN
SCHEDULE OF OTHER GAMES
FOR THE MONTH OF JUNE, 2005

| Line (a) | Type of Game (b) | Authorized Units (c) | Win or (Loss) (d) | Drop/Handle (e) | Win or (Loss) Percentage (f) |
|-------------|---|----------------------------|----------------------|--------------------|------------------------------------|
| 1 | Red Dog | | | | 0.0% |
| 2 | Sic Bo | | | | 0.0% |
| 3 | Pai Gow Poker | 5 | 564,850 | 2,338,443 | 24.2% |
| 4 | Pai Gow | 2 | 289,452 | 1,358,869 | 21.3% |
| 5 | Pokette | | | | 0.0% |
| 6 | Double Down Stud Poker | | | | 0.0% |
| 7 | Keno | | | | 0.0% |
| 8 | Caribbean Stud Poker | 3 | 288,294 | 1,070,737 | 26.9% |
| 9 | Let it Ride Poker | 4 | 333,711 | 1,659,901 | 20.1% |
| 10 | Super 7 1/2 | | | | 0.0% |
| 11 | Mini-Craps | | | | 0.0% |
| 12 | Three Card Poker | 12 | 1,170,668 | 7,220,922 | 16.2% |
| 13 | Caribbean Draw Poker | | | | 0.0% |
| 14 | Mini-Dice | | | | 0.0% |
| 15 | Fast Action Hold 'Em | | | | 0.0% |
| 16 | Casino War | | | | 0.0% |
| 17 | Countdown | | | | 0.0% |
| 18 | Spanish 21 | 4 | 428,155 | 1,778,173 | 24.1% |
| 19 | Colorado Hold'Em Poker | | | | 0.0% |
| 20 | Multi-Bacc | | | | 0.0% |
| 21 | Wild Aruba Stud Poker | | | | 0.0% |
| 22 | Monopoly Poker | | | | 0.0% |
| 23 | Table Slots | | | | 0.0% |
| 24 | Rainbow Dice | | | | 0.0% |
| 25 | Triple Shot | | | | 0.0% |
| 26 | Blackjack Switch | | | | 0.0% |
| 27 | Let's Get Wild Poker | | | | 0.0% |
| 28 | Boston 5 Stud Poker | | | | 0.0% |
| 29 | Double Cross Poker | | | | 0.0% |
| 30 | Double Attack Blackjack | | | | 0.0% |
| 31 | Shao Pai Gow | | | | 0.0% |
| 32 | 6 to 5 Blackjack | | | | 0.0% |
| 33 | Four Card Poker | 5 | 789,055 | 2,749,897 | 28.7% |
| 34 | Suspense 21 | | | | 0.0% |
| 35 | Two Card Royal | | | | 0.0% |
| 36 | Player's Choice Poker | | | | 0.0% |
| 37 | Superfun 21 | | | | 0.0% |
| 38 | Hawaii Hi-Lo | | | | 0.0% |
| 39 | Texas Hold'Em Bonus Poker | 4 | 447,170 | 1,458,404 | 30.7% |
| 40 | House Way Pai Gow Poker | | | | 0.0% |
| | Total -(Must agree with line 7 on Pg 1) | 39 | 4,311,355 | 19,635,346 | 22.0% |

CAESARS ATLANTIC CITY

MONTHLY GROSS REVENUE TAX RETURN

FOR THE MONTH OF JUNE, 2005

GROSS REVENUE - CURRENT MONTH

| Line (a) | Type of Game (b) | Authorized Units (c) | Win or (Loss) (d) | Drop/Handle (e) | Win or (Loss) Percentage (f) |
|------------------------|------------------------------------|----------------------|-------------------|-----------------|------------------------------|
| Table and Other Games: | | | | | |
| 1 | Blackjack | 53 | \$5,766,957 | \$41,166,434 | 14.0% |
| 2 | Craps | 13 | 1,850,627 | 16,238,350 | 11.4% |
| 3 | Roulette | 13 | 2,071,190 | 7,990,653 | 25.9% |
| 4 | Big Six | 1 | 121,490 | 251,987 | 48.2% |
| 5 | Baccarat | 1 | 439,566 | 1,362,122 | 32.3% |
| 6 | Minibaccarat | 2 | 373,699 | 1,962,015 | 19.0% |
| 7 | Other Games - (Page 2) | 42 | 2,868,020 | 12,633,916 | 22.7% |
| 8 | Subtotal - Table and Other Games | 125 | \$ 13,491,549 | \$ 81,605,477 | 16.5% |
| 9 | Poker | 24 | \$3,023 | | |
| 10 | Total - Table and Other Games | 149 | \$ 13,494,572 | | |
| Slot Machines: | | | | | |
| 11 | \$.01 and .02 Slot Machines | 149 | 1,711,694 | 11,826,057 | 14.5% |
| 12 | \$.05 Slot Machines | 605 | 6,678,485 | 63,256,109 | 10.6% |
| 13 | \$.25 Slot Machines | 1,380 | 8,904,301 | 98,873,781 | 9.0% |
| 14 | \$.50 Slot Machines | 228 | 1,820,139 | 19,799,106 | 9.2% |
| 15 | \$ 1.00 Slot Machines | 390 | 4,455,851 | 54,938,750 | 8.1% |
| 16 | \$ 5.00 Slot Machines | 104 | 1,887,727 | 30,356,525 | 6.2% |
| 17 | \$ 25.00 Slot Machines | 14 | 554,739 | 6,250,650 | 8.9% |
| 18 | \$100.00 Slot Machines | 18 | 1,065,000 | 9,305,900 | 11.4% |
| 19 | Multi-denominational Slot Machines | 197 | 2,532,230 | 26,040,694 | 9.7% |
| 20 | Other Slot Machines | 74 | 1,061,593 | 18,314,296 | 5.8% |
| 21 | Total - Slot Machines | 3,159 | \$ 30,671,759 | \$ 338,961,868 | 9.0% |
| 22 | Total Gross Revenue | | \$ 44,166,331 | | |

TAX ON GROSS REVENUE

| | | |
|----|---|----------------|
| 23 | Year-to-Date Table and Other Games Gross Revenue..... | \$ 76,222,791 |
| 24 | Year-to-Date Slot Machine Gross Revenue..... | \$ 171,522,501 |
| 25 | Year-to-Date Total Gross Revenue..... | \$ 247,745,292 |
| 26 | Tax on Gross Revenue (8% of line 25)..... | \$ 19,819,623 |
| 27 | Less - Total Tax Paid in Prior Months..... | \$ 16,286,317 |
| 28 | Total Tax Required for this Month (line 26 less line 27)..... | \$ 3,533,306 |
| 29 | Total Progressive Payout Liability - End of Month..... | \$611,799 |
| 30 | Authorized Casino Square Footage - End of Month..... | 105,357 |
| 31 | Authorized Simulcasting Square Footage - End of Month..... | 25,560 |
| 32 | Simulcasting Revenue for the Month..... | \$104,885 |
| 33 | Simulcasting Handle for the Month..... | \$1,247,288 |

Under penalties of perjury, I declare that I have examined this report, and to the best of my knowledge and belief, it is true and complete.

July 9, 2005

DATE



Susan A. Cowell

1855-11

TITLE (LICENSE NUMBER)

CAESARS ATLANTIC CITY
MONTHLY GROSS REVENUE TAX RETURN
SCHEDULE OF OTHER GAMES
FOR THE MONTH OF JUNE, 2005

| Line (a) | Type of Game (b) | Authorized Units (c) | Win or (Loss) (d) | Drop/Handle (e) | Win or (Loss) Percentage (f) |
|-------------|---|----------------------------|----------------------|--------------------|------------------------------------|
| 1 | Red Dog | | | | 0.0% |
| 2 | Sic Bo | 1 | 74,397 | 287,085 | 25.9% |
| 3 | Pai Gow Poker | 3 | 226,832 | 994,230 | 22.8% |
| 4 | Pai Gow | | | | 0.0% |
| 5 | Pokette | | | | 0.0% |
| 6 | Double Down Stud Poker | | | | 0.0% |
| 7 | Keno | 6 | 131,377 | 467,603 | 28.1% |
| 8 | Caribbean Stud Poker | 4 | 171,153 | 788,949 | 21.7% |
| 9 | Let it Ride Poker | 4 | 125,007 | 852,170 | 14.7% |
| 10 | Super 7 1/2 | | | | 0.0% |
| 11 | Mini-Craps | | | | 0.0% |
| 12 | Three Card Poker | 9 | 1,073,933 | 5,170,839 | 20.8% |
| 13 | Caribbean Draw Poker | | | | 0.0% |
| 14 | Mini-Dice | | | | 0.0% |
| 15 | Fast Action Hold 'Em | | | | 0.0% |
| 16 | Casino War | | | | 0.0% |
| 17 | Countdown | | | | 0.0% |
| 18 | Spanish 21 | 6 | 399,326 | 1,586,634 | 25.2% |
| 19 | Colorado Hold'Em Poker | | | | 0.0% |
| 20 | Multi-Bacc | | | | 0.0% |
| 21 | Wild Aruba Stud Poker | | | | 0.0% |
| 22 | Monopoly Poker | | | | 0.0% |
| 23 | Table Slots | | | | 0.0% |
| 24 | Rainbow Dice | | | | 0.0% |
| 25 | Triple Shot | | | | 0.0% |
| 26 | Blackjack Switch | | | | 0.0% |
| 27 | Let's Get Wild Poker | | | | 0.0% |
| 28 | Boston 5 Stud Poker | 1 | 50,755 | 180,706 | 28.1% |
| 29 | Double Cross Poker | | | | 0.0% |
| 30 | Double Attack Blackjack | 1 | 87,170 | 240,950 | 36.2% |
| 31 | Shao Pai Gow | | | | 0.0% |
| 32 | 6 to 5 Blackjack | | | | 0.0% |
| 33 | Four Card Poker | 4 | 232,123 | 1,209,327 | 19.2% |
| 34 | Suspense 21 | | | | 0.0% |
| 35 | Two Card Royal | | | | 0.0% |
| 36 | Player's Choice Poker | | | | 0.0% |
| 37 | Superfun 21 | | | | 0.0% |
| 38 | Hawaii Hi-Lo | | | | 0.0% |
| 39 | Texas Hold'Em Bonus Poker | 3 | 295,947 | 855,423 | 34.6% |
| 40 | House Way Pai Gow Poker | | | | 0.0% |
| | Total -(Must agree with line 7 on Pg 1) | 42 | 2,868,020 | 12,633,916 | 22.7% |

HARRAH'S CASINO HOTEL

MONTHLY GROSS REVENUE TAX RETURN

FOR THE MONTH OF JUNE, 2005

GROSS REVENUE - CURRENT MONTH

| Line (a) | Type of Game (b) | Authorized Units (c) | Win or (Loss) (d) | Drop/Handle (e) | Win or (Loss) Percentage (f) |
|------------------------|----------------------------------|----------------------|-------------------|-----------------|------------------------------|
| Table and Other Games: | | | | | |
| 1 | Blackjack | 37 | \$1,084,488 | \$12,640,936 | 8.6% |
| 2 | Craps | 6 | 550,559 | 4,027,997 | 13.7% |
| 3 | Roulette | 10 | 544,283 | 2,844,245 | 19.1% |
| 4 | Big Six | 1 | 14,220 | 27,267 | 52.2% |
| 5 | Baccarat | 0 | 0 | 0 | 0.0% |
| 6 | Minibaccarat | 1 | 17,032 | 274,491 | 6.2% |
| 7 | Other Games - (Page 2) | 29 | 1,613,194 | 6,947,647 | 23.2% |
| 8 | Subtotal - Table and Other Games | 84 | \$ 3,823,776 | \$ 26,762,583 | 14.3% |
| 9 | Poker | 17 | \$258,469 | | |
| 10 | Total - Table and Other Games | 101 | \$ 4,082,245 | | |

| | | | | | |
|----------------|------------------------------------|-------|----------------------|----------------|-------|
| Slot Machines: | | | | | |
| 11 | \$.01 and .02 Slot Machines | 188 | 2,378,978 | 13,929,769 | 17.1% |
| 12 | \$.05 Slot Machines | 656 | 6,619,453 | 56,020,027 | 11.8% |
| 13 | \$.25 Slot Machines | 1,749 | 11,275,234 | 148,983,044 | 7.6% |
| 14 | \$.50 Slot Machines | 284 | 1,277,469 | 20,350,410 | 6.3% |
| 15 | \$ 1.00 Slot Machines | 731 | 8,043,124 | 94,423,745 | 8.5% |
| 16 | \$ 5.00 Slot Machines | 111 | 2,279,951 | 38,018,605 | 6.0% |
| 17 | \$ 25.00 Slot Machines | 16 | 427,231 | 9,038,500 | 4.7% |
| 18 | \$100.00 Slot Machines | 10 | 180,216 | 2,202,600 | 8.2% |
| 19 | Multi-denominational Slot Machines | 180 | 2,016,553 | 20,674,273 | 9.8% |
| 20 | Other Slot Machines | 71 | 401,604 | 14,220,741 | 2.8% |
| 21 | Total - Slot Machines | 3,996 | \$ 34,899,813 | \$ 417,861,714 | 8.4% |
| 22 | Total Gross Revenue | | \$ 38,982,058 | | |

TAX ON GROSS REVENUE

| | | | |
|----|---|----------------|-----------------------|
| 23 | Year-to-Date Table and Other Games Gross Revenue..... | \$ 25,171,898 | |
| 24 | Year-to-Date Slot Machine Gross Revenue..... | \$ 196,936,777 | |
| 25 | Year-to-Date Total Gross Revenue..... | | \$ 222,108,675 |
| 26 | Tax on Gross Revenue (8% of line 25)..... | | \$ 17,768,694 |
| 27 | Less - Total Tax Paid in Prior Months..... | | \$ 14,650,129 |
| 28 | Total Tax Required for this Month (line 26 less line 27)..... | | \$ 3,118,565 |
| 29 | Total Progressive Payout Liability - End of Month..... | \$ 385,921 | |
| 30 | Authorized Casino Square Footage - End of Month..... | 140,552 | |
| 31 | Authorized Simulcasting Square Footage - End of Month..... | 0 | |
| 32 | Simulcasting Revenue for the Month..... | \$0 | |
| 33 | Simulcasting Handle for the Month..... | \$0 | |

Under penalties of perjury, I declare that I have examined this report, and to the best of my knowledge and belief, it is true and complete

July 11, 2005

DATE



Karen Worman

Director of Finance 6320-11
TITLE (LICENSE NUMBER)

HARRAH'S CASINO HOTEL
MONTHLY GROSS REVENUE TAX RETURN
SCHEDULE OF OTHER GAMES
FOR THE MONTH OF JUNE, 2005

| Line (a) | Type of Game (b) | Authorized Units (c) | Win or (Loss) (d) | Drop/Handle (e) | Win or (Loss) Percentage (f) |
|-------------|---|----------------------------|----------------------|--------------------|------------------------------------|
| 1 | Red Dog | | | | 0.0% |
| 2 | Sic Bo | | | | 0.0% |
| 3 | Pai Gow Poker | 1 | 65,691 | 203,743 | 32.2% |
| 4 | Pai Gow | | | | 0.0% |
| 5 | Pokette | | | | 0.0% |
| 6 | Double Down Stud Poker | | | | 0.0% |
| 7 | Keno | 4 | 39,840 | 184,126 | 21.6% |
| 8 | Caribbean Stud Poker | 3 | 157,288 | 591,075 | 26.6% |
| 9 | Let it Ride Poker | 4 | 210,009 | 1,080,719 | 19.4% |
| 10 | Super 7 1/2 | | | | 0.0% |
| 11 | Mini-Craps | | | | 0.0% |
| 12 | Three Card Poker | 12 | 762,679 | 3,519,534 | 21.7% |
| 13 | Caribbean Draw Poker | | | | 0.0% |
| 14 | Mini-Dice | | | | 0.0% |
| 15 | Fast Action Hold 'Em | | | | 0.0% |
| 16 | Casino War | | | | 0.0% |
| 17 | Countdown | | | | 0.0% |
| 18 | Spanish 21 | 1 | 68,595 | 214,421 | 32.0% |
| 19 | Colorado Hold'Em Poker | | | | 0.0% |
| 20 | Multi-Bacc | | | | 0.0% |
| 21 | Wild Aruba Stud Poker | | | | 0.0% |
| 22 | Monopoly Poker | | | | 0.0% |
| 23 | Table Slots | | | | 0.0% |
| 24 | Rainbow Dice | | | | 0.0% |
| 25 | Triple Shot | | | | 0.0% |
| 26 | Blackjack Switch | | | | 0.0% |
| 27 | Let's Get Wild Poker | | | | 0.0% |
| 28 | Boston 5 Stud Poker | | | | 0.0% |
| 29 | Double Cross Poker | | | | 0.0% |
| 30 | Double Attack Blackjack | | | | 0.0% |
| 31 | Shao Pai Gow | | | | 0.0% |
| 32 | 6 to 5 Blackjack | | | | 0.0% |
| 33 | Four Card Poker | 2 | 214,900 | 748,787 | 28.7% |
| 34 | Suspense 21 | | | | 0.0% |
| 35 | Two Card Royal | | | | 0.0% |
| 36 | Player's Choice Poker | | | | 0.0% |
| 37 | Superfun 21 | | | | 0.0% |
| 38 | Hawaii Hi-Lo | | | | 0.0% |
| 39 | Texas Hold'Em Bonus Poker | 2 | 94,192 | 405,242 | 23.2% |
| 40 | Hosue Way Pai Gow Poker | | | | 0.0% |
| | Total -(Must agree with line 7 on Pg 1) | 29 | 1,613,194 | 6,947,647 | 23.2% |

RESORTS ATLANTIC CITY

MONTHLY GROSS REVENUE TAX RETURN

FOR THE MONTH OF JUNE, 2005

GROSS REVENUE - CURRENT MONTH

AMENDED 7/12/05

| Line (a) | Type of Game (b) | Authorized Units (c) | Win or (Loss) (d) | Drop/Handle (e) | Win or (Loss) Percentage (f) |
|-------------------------------|--------------------------------------|----------------------------|----------------------|--------------------|------------------------------------|
| Table and Other Games: | | | | | |
| 1 | Blackjack | 39 | \$1,403,717 | \$16,383,468 | 8.6% |
| 2 | Craps | 6 | 832,441 | 5,796,824 | 14.4% |
| 3 | Roulette | 9 | 692,735 | 3,043,472 | 22.8% |
| 4 | Big Six | 1 | 27,636 | 54,747 | 50.5% |
| 5 | Baccarat | 4 | 832,459 | 3,993,761 | 20.8% |
| 6 | Minibaccarat | 4 | 383,513 | 4,239,686 | 9.0% |
| 7 | Other Games - (Page 2) | 18 | 987,015 | 5,262,067 | 18.8% |
| 8 | Subtotal - Table and Other Games | 81 | \$ 5,159,516 | \$ 38,774,025 | 13.3% |
| 9 | Poker | 9 | \$65,145 | | |
| 10 | Total - Table and Other Games | 90 | \$ 5,224,661 | | |

| | | | | | |
|-----------------------|------------------------------------|--------------|----------------------|-----------------------|-------------|
| Slot Machines: | | | | | |
| 11 | \$.01 and .02 Slot Machines | 160 | 1,567,551 | 14,424,825 | 10.9% |
| 12 | \$.05 Slot Machines | 553 | 3,139,368 | 32,213,625 | 9.7% |
| 13 | \$.25 Slot Machines | 1,074 | 5,018,358 | 60,572,475 | 8.3% |
| 14 | \$.50 Slot Machines | 128 | 784,089 | 10,002,927 | 7.8% |
| 15 | \$ 1.00 Slot Machines | 255 | 1,916,137 | 25,271,828 | 7.6% |
| 16 | \$ 5.00 Slot Machines | 79 | 950,938 | 15,414,515 | 6.2% |
| 17 | \$ 25.00 Slot Machines | 7 | 146,725 | 2,029,750 | 7.2% |
| 18 | \$100.00 Slot Machines | 7 | 50,400 | 2,015,600 | 2.5% |
| 19 | Multi-denominational Slot Machines | 551 | 3,191,777 | 38,238,758 | 8.3% |
| 20 | Other Slot Machines | 21 | 236,082 | 4,100,039 | 5.8% |
| 21 | Total - Slot Machines | 2,835 | \$ 17,001,425 | \$ 204,284,342 | 8.3% |
| 22 | Total Gross Revenue | | \$ 22,226,086 | | |

TAX ON GROSS REVENUE

| | | | |
|----|--|---------------|-----------------------|
| 23 | Year-to-Date Table and Other Games Gross Revenue..... | \$ 33,858,435 | |
| 24 | Year-to-Date Slot Machine Gross Revenue..... | \$ 96,221,520 | |
| 25 | Year-to-Date Total Gross Revenue..... | | \$ 130,079,955 |
| 26 | Tax on Gross Revenue (8% of line 25)..... | | \$ 10,406,396 |
| 27 | Less - Total Tax Paid in Prior Months..... | | \$ 8,628,310 |
| 28 | Total Tax Required for this Month (line 26 less line 27)..... | | \$ 1,778,086 |
| 29 | Total Progressive Payout Liability - End of Month..... | \$148,842 | |
| 30 | Authorized Casino Square Footage - End of Month..... | 83,179 | |
| 31 | Authorized Simulcasting Square Footage - End of Month..... | 16,959 | |
| 32 | Simulcasting Revenue for the Month..... | \$44,694 | |
| 33 | Simulcasting Handle for the Month..... | \$508,728 | |

Under penalties of perjury, I declare that I have examined this report, and to the best of my knowledge and belief, it is true and complete

July 12, 2005

DATE



ANDREW BARTH

Director Operational Accounting 7703-11

TITLE (LICENSE NUMBER)

RESORTS ATLANTIC CITY
MONTHLY GROSS REVENUE TAX RETURN
SCHEDULE OF OTHER GAMES
FOR THE MONTH OF JUNE, 2005

| Line (a) | Type of Game (b) | Authorized Units (c) | Win or (Loss) (d) | Drop/Handle (e) | Win or (Loss) Percentage (f) |
|-------------|---|----------------------------|----------------------|--------------------|------------------------------------|
| 1 | Red Dog | | | | 0.0% |
| 2 | Sic Bo | | | | 0.0% |
| 3 | Pai Gow Poker | 1 | 33,129 | 340,713 | 9.7% |
| 4 | Pai Gow | 1 | 35,269 | 291,191 | 12.1% |
| 5 | Pokette | | | | 0.0% |
| 6 | Double Down Stud Poker | | | | 0.0% |
| 7 | Keno | | | | 0.0% |
| 8 | Caribbean Stud Poker | 1 | 53,247 | 263,264 | 20.2% |
| 9 | Let it Ride Poker | 2 | 142,645 | 600,117 | 23.8% |
| 10 | Super 7 1/2 | | | | 0.0% |
| 11 | Mini-Craps | | | | 0.0% |
| 12 | Three Card Poker | 6 | 378,058 | 2,396,065 | 15.8% |
| 13 | Caribbean Draw Poker | | | | 0.0% |
| 14 | Mini-Dice | | | | 0.0% |
| 15 | Fast Action Hold 'Em | | | | 0.0% |
| 16 | Casino War | | | | 0.0% |
| 17 | Countdown | | | | 0.0% |
| 18 | Spanish 21 | 2 | 104,937 | 479,903 | 21.9% |
| 19 | Colorado Hold'Em Poker | | | | 0.0% |
| 20 | Multi-Bacc | | | | 0.0% |
| 21 | Wild Aruba Stud Poker | | | | 0.0% |
| 22 | Monopoly Poker | | | | 0.0% |
| 23 | Table Slots | | | | 0.0% |
| 24 | Rainbow Dice | | | | 0.0% |
| 25 | Triple Shot | | | | 0.0% |
| 26 | Blackjack Switch | | | | 0.0% |
| 27 | Let's Get Wild Poker | | | | 0.0% |
| 28 | Boston 5 Stud Poker | 1 | 25,643 | 84,250 | 30.4% |
| 29 | Double Cross Poker | | | | 0.0% |
| 30 | Double Attack Blackjack | | | | 0.0% |
| 31 | Shao Pai Gow | | | | 0.0% |
| 32 | 6 to 5 Blackjack | | | | 0.0% |
| 33 | Four Card Poker | 2 | 113,709 | 471,715 | 24.1% |
| 34 | Suspense 21 | | | | 0.0% |
| 35 | Two Card Royal | | | | 0.0% |
| 36 | Player's Choice Poker | | | | 0.0% |
| 37 | Superfun 21 | | | | 0.0% |
| 38 | Hawaii Hi-Lo | | | | 0.0% |
| 39 | Texas Hold'Em Bonus Poker | 2 | 100,378 | 334,849 | 30.0% |
| 40 | House Way Pai Gow Poker | | | | 0.0% |
| | Total -(Must agree with line 7 on Pg 1) | 18 | 987,015 | 5,262,067 | 18.8% |

SANDS CASINO AND HOTEL

MONTHLY GROSS REVENUE TAX RETURN

FOR THE MONTH OF JUNE, 2005

GROSS REVENUE - CURRENT MONTH

| Line (a) | Type of Game (b) | Authorized Units (c) | Win or (Loss) (d) | Drop/Handle (e) | Win or (Loss) Percentage (f) |
|-------------------------------|--------------------------------------|----------------------------|----------------------|--------------------|------------------------------------|
| Table and Other Games: | | | | | |
| 1 | Blackjack | 35 | \$1,040,071 | \$9,361,762 | 11.1% |
| 2 | Craps | 4 | 235,162 | 3,297,356 | 7.1% |
| 3 | Roulette | 9 | 37,019 | 2,051,178 | 1.8% |
| 4 | Big Six | 2 | 76,149 | 169,728 | 44.9% |
| 5 | Baccarat | 2 | 92,826 | 743,964 | 12.5% |
| 6 | Minibaccarat | 4 | 258,279 | 2,119,342 | 12.2% |
| 7 | Other Games - (Page 2) | 22 | 666,140 | 3,817,123 | 17.5% |
| 8 | Subtotal - Table and Other Games | 78 | \$ 2,405,646 | \$ 21,560,453 | 11.2% |
| 9 | Poker | 14 | \$72,474 | | |
| 10 | Total - Table and Other Games | 92 | \$ 2,478,120 | | |

| | | | | | |
|-----------------------|------------------------------------|--------------|----------------------|-----------------------|-------------|
| Slot Machines: | | | | | |
| 11 | \$.01 and .02 Slot Machines | 74 | 297,557 | 3,243,108 | 9.2% |
| 12 | \$.05 Slot Machines | 457 | 2,665,565 | 24,649,111 | 10.8% |
| 13 | \$.25 Slot Machines | 996 | 4,204,522 | 46,839,423 | 9.0% |
| 14 | \$.50 Slot Machines | 96 | 318,041 | 3,782,977 | 8.4% |
| 15 | \$ 1.00 Slot Machines | 293 | 1,775,714 | 21,870,481 | 8.1% |
| 16 | \$ 5.00 Slot Machines | 59 | 526,177 | 9,967,320 | 5.3% |
| 17 | \$ 25.00 Slot Machines | 12 | 49,272 | 3,146,425 | 1.6% |
| 18 | \$100.00 Slot Machines | 6 | 12,300 | 539,600 | 2.3% |
| 19 | Multi-denominational Slot Machines | 138 | 949,063 | 14,959,726 | 6.3% |
| 20 | Other Slot Machines | 30 | 303,479 | 5,001,884 | 6.1% |
| 21 | Total - Slot Machines | 2,161 | \$ 11,101,690 | \$ 134,000,055 | 8.3% |
| 22 | Total Gross Revenue | | \$ 13,579,810 | | |

TAX ON GROSS REVENUE

| | | | |
|----|--|---------------|----------------------|
| 23 | Year-to-Date Table and Other Games Gross Revenue..... | \$ 20,237,253 | |
| 24 | Year-to-Date Slot Machine Gross Revenue..... | \$ 69,500,593 | |
| 25 | Year-to-Date Total Gross Revenue..... | | \$ 89,737,846 |
| 26 | Tax on Gross Revenue (8% of line 25)..... | | \$ 7,179,028 |
| 27 | Less - Total Tax Paid in Prior Months..... | | \$ 6,092,643 |
| 28 | Total Tax Required for this Month (line 26 less line 27)..... | | \$ 1,086,385 |
| 29 | Total Progressive Payout Liability - End of Month..... | \$647,353 | |
| 30 | Authorized Casino Square Footage - End of Month..... | 59,223 | |
| 31 | Authorized Simulcasting Square Footage - End of Month..... | 22,808 | |
| 32 | Simulcasting Revenue for the Month..... | \$31,752 | |
| 33 | Simulcasting Handle for the Month..... | \$368,934 | |

Under penalties of perjury, I declare that I have examined this report, and to the best of my knowledge and belief, it is true and complete

7/08/05

Date



Name

VP Finance 2892-11

Title/License Number

SANDS CASINO AND HOTEL
MONTHLY GROSS REVENUE TAX RETURN
SCHEDULE OF OTHER GAMES
FOR THE MONTH OF JUNE, 2005

| Line (a) | Type of Game (b) | Authorized Units (c) | Win or (Loss) (d) | Drop/Handle (e) | Win or (Loss) Percentage (f) |
|-------------|---|----------------------------|----------------------|--------------------|------------------------------------|
| 1 | Red Dog | | | | 0.0% |
| 2 | Sic Bo | | | | 0.0% |
| 3 | Pai Gow Poker | 2 | 46,166 | 336,525 | 13.7% |
| 4 | Pai Gow | 2 | 33,521 | 425,831 | 7.9% |
| 5 | Pokette | | | | 0.0% |
| 6 | Double Down Stud Poker | | | | 0.0% |
| 7 | Keno | | | | 0.0% |
| 8 | Caribbean Stud Poker | 2 | 75,842 | 216,074 | 35.1% |
| 9 | Let it Ride Poker | 3 | 35,563 | 240,862 | 14.8% |
| 10 | Super 7 1/2 | | | | 0.0% |
| 11 | Mini-Craps | | | | 0.0% |
| 12 | Three Card Poker | 8 | 293,298 | 1,844,873 | 15.9% |
| 13 | Caribbean Draw Poker | | | | 0.0% |
| 14 | Mini-Dice | | | | 0.0% |
| 15 | Fast Action Hold 'Em | | | | 0.0% |
| 16 | Casino War | | | | 0.0% |
| 17 | Countdown | | | | 0.0% |
| 18 | Spanish 21 | 2 | 69,653 | 348,763 | 20.0% |
| 19 | Colorado Hold'Em Poker | | | | 0.0% |
| 20 | Multi-Bacc | | | | 0.0% |
| 21 | Wild Aruba Stud Poker | | | | 0.0% |
| 22 | Monopoly Poker | | | | 0.0% |
| 23 | Table Slots | | | | 0.0% |
| 24 | Rainbow Dice | | | | 0.0% |
| 25 | Triple Shot | | | | 0.0% |
| 26 | Blackjack Switch | | | | 0.0% |
| 27 | Let's Get Wild Poker | | | | 0.0% |
| 28 | Boston 5 Stud Poker | 0 | 0 | 0 | 0.0% |
| 29 | Double Cross Poker | | | | 0.0% |
| 30 | Double Attack Blackjack | | | | 0.0% |
| 31 | Shao Pai Gow | | | | 0.0% |
| 32 | 6 to 5 Blackjack | | | | 0.0% |
| 33 | Four Card Poker | | | | 0.0% |
| 34 | Suspense 21 | | | | 0.0% |
| 35 | Two Card Royal | | | | 0.0% |
| 36 | Player's Choice Poker | | | | 0.0% |
| 37 | Superfun 21 | | | | 0.0% |
| 38 | Hawaii Hi-Lo | | | | 0.0% |
| 39 | Texas Hold'Em Bonus Poker | 3 | 112,097 | 404,195 | 27.7% |
| 40 | House Way Pai Gow Poker | | | | 0.0% |
| | Total -(Must agree with line 7 on Pg 1) | 22 | 666,140 | 3,817,123 | 17.5% |

SHOWBOAT

MONTHLY GROSS REVENUE TAX RETURN

FOR THE MONTH OF JUNE, 2005

GROSS REVENUE - CURRENT MONTH

AMENDED 8/5/05

| Line (a) | Type of Game (b) | Authorized Units (c) | Win or (Loss) (d) | Drop/Handle (e) | Win or (Loss) Percentage (f) |
|-------------------------------|--------------------------------------|----------------------|---------------------|-----------------|------------------------------|
| Table and Other Games: | | | | | |
| 1 | Blackjack | 35 | \$1,293,345 | \$9,408,206 | 13.7% |
| 2 | Craps | 6 | 378,387 | 3,883,385 | 9.7% |
| 3 | Roulette | 8 | 433,263 | 2,436,791 | 17.8% |
| 4 | Big Six | 1 | 59,081 | 139,550 | 42.3% |
| 5 | Baccarat | 1 | 46,192 | 482,798 | 9.6% |
| 6 | Minibaccarat | 3 | 207,864 | 1,495,798 | 13.9% |
| 7 | Other Games - (Page 2) | 20 | 847,935 | 5,168,250 | 16.4% |
| 8 | Subtotal - Table and Other Games | 74 | \$ 3,266,067 | \$ 23,014,778 | 14.2% |
| 9 | Poker | 0 | \$0 | | |
| 10 | Total - Table and Other Games | 74 | \$ 3,266,067 | | |

| | | | | | |
|-----------------------|------------------------------------|--------------|----------------------|-----------------------|-------------|
| Slot Machines: | | | | | |
| 11 | \$.01 and .02 Slot Machines | 309 | 3,406,191 | 22,125,151 | 15.4% |
| 12 | \$.05 Slot Machines | 837 | 8,511,599 | 68,310,693 | 12.5% |
| 13 | \$.25 Slot Machines | 1,956 | 9,165,371 | 135,752,741 | 6.8% |
| 14 | \$.50 Slot Machines | 153 | 853,641 | 9,299,558 | 9.2% |
| 15 | \$ 1.00 Slot Machines | 450 | 4,458,738 | 47,213,614 | 9.4% |
| 16 | \$ 5.00 Slot Machines | 69 | 1,935,123 | 16,358,515 | 11.8% |
| 17 | \$ 25.00 Slot Machines | 4 | 157,346 | 1,782,725 | 8.8% |
| 18 | \$100.00 Slot Machines | 4 | 68,401 | 1,195,300 | 5.7% |
| 19 | Multi-denominational Slot Machines | 213 | 1,212,082 | 14,927,338 | 8.1% |
| 20 | Other Slot Machines | 33 | 514,752 | 6,577,667 | 7.8% |
| 21 | Total - Slot Machines | 4,028 | \$ 30,283,244 | \$ 323,543,302 | 9.4% |
| 22 | Total Gross Revenue | | \$ 33,549,311 | | |

TAX ON GROSS REVENUE

| | | | |
|----|--|----------------|-----------------------|
| 23 | Year-to-Date Table and Other Games Gross Revenue..... | \$ 20,812,337 | |
| 24 | Year-to-Date Slot Machine Gross Revenue..... | \$ 170,763,629 | |
| 25 | Year-to-Date Total Gross Revenue..... | | \$ 191,575,966 |
| 26 | Tax on Gross Revenue (8% of line 25)..... | | \$ 15,326,077 |
| 27 | Less - Total Tax Paid in Prior Months..... | | \$ 12,642,132 |
| 28 | Total Tax Required for this Month (line 26 less line 27)..... | | \$ 2,683,945 |
| 29 | Total Progressive Payout Liability - End of Month..... | \$258,569 | |
| 30 | Authorized Casino Square Footage - End of Month..... | 113,010 | |
| 31 | Authorized Simulcasting Square Footage - End of Month..... | 11,372 | |
| 32 | Simulcasting Revenue for the Month..... | \$32,895 | |
| 33 | Simulcasting Handle for the Month..... | \$386,547 | |

Under penalties of perjury, I declare that I have examined this report, and to the best of my knowledge and belief, it is true and complete

July 9, 2005

DATE

Karen Worman

Karen Worman

Director of Finance 6320-11
TITLE (LICENSE NUMBER)

SHOWBOAT
MONTHLY GROSS REVENUE TAX RETURN
SCHEDULE OF OTHER GAMES
FOR THE MONTH OF JUNE, 2005

| Line (a) | Type of Game (b) | Authorized Units (c) | Win or (Loss) (d) | Drop/Handle (e) | Win or (Loss) Percentage (f) |
|-------------|---|----------------------------|----------------------|--------------------|------------------------------------|
| 1 | Red Dog | | | | 0.0% |
| 2 | Sic Bo | | | | 0.0% |
| 3 | Pai Gow Poker | 2 | 60,571 | 373,636 | 16.2% |
| 4 | Pai Gow | 2 | 30,915 | 395,754 | 7.8% |
| 5 | Pokette | | | | 0.0% |
| 6 | Double Down Stud Poker | | | | 0.0% |
| 7 | Keno | | | | 0.0% |
| 8 | Caribbean Stud Poker | 1 | 69,718 | 321,018 | 21.7% |
| 9 | Let it Ride Poker | 3 | 94,458 | 544,733 | 17.3% |
| 10 | Super 7 1/2 | | | | 0.0% |
| 11 | Mini-Craps | | | | 0.0% |
| 12 | Three Card Poker | 9 | 354,354 | 2,652,302 | 13.4% |
| 13 | Caribbean Draw Poker | | | | 0.0% |
| 14 | Mini-Dice | | | | 0.0% |
| 15 | Fast Action Hold 'Em | | | | 0.0% |
| 16 | Casino War | | | | 0.0% |
| 17 | Countdown | | | | 0.0% |
| 18 | Spanish 21 | 1 | 37,894 | 330,717 | 11.5% |
| 19 | Colorado Hold'Em Poker | | | | 0.0% |
| 20 | Multi-Bacc | | | | 0.0% |
| 21 | Wild Aruba Stud Poker | | | | 0.0% |
| 22 | Monopoly Poker | | | | 0.0% |
| 23 | Table Slots | | | | 0.0% |
| 24 | Rainbow Dice | | | | 0.0% |
| 25 | Triple Shot | | | | 0.0% |
| 26 | Blackjack Switch | | | | 0.0% |
| 27 | Let's Get Wild Poker | | | | 0.0% |
| 28 | Boston 5 Stud Poker | | | | 0.0% |
| 29 | Double Cross Poker | | | | 0.0% |
| 30 | Double Attack Blackjack | 1 | 94,902 | 229,245 | 41.4% |
| 31 | Shao Pai Gow | | | | 0.0% |
| 32 | 6 to 5 Blackjack | | | | 0.0% |
| 33 | Four Card Poker | 1 | 105,123 | 320,845 | 32.8% |
| 34 | Suspense 21 | | | | 0.0% |
| 35 | Two Card Royal | | | | 0.0% |
| 36 | Player's Choice Poker | | | | 0.0% |
| 37 | Superfun 21 | | | | 0.0% |
| 38 | Hawaii Hi-Lo | | | | 0.0% |
| 39 | Texas Hold'Em Bonus Poker | | | | 0.0% |
| 40 | House Way Pai Gow Poker | | | | 0.0% |
| | Total -(Must agree with line 7 on Pg 1) | 20 | 847,935 | 5,168,250 | 16.4% |

TROPICANA CASINO AND RESORT

MONTHLY GROSS REVENUE TAX RETURN

FOR THE MONTH OF JUNE, 2005

GROSS REVENUE - CURRENT MONTH

| Line (a) | Type of Game (b) | Authorized Units (c) | Win or (Loss) (d) | Drop/Handle (e) | Win or (Loss) Percentage (f) |
|-------------------------------|--------------------------------------|----------------------------|----------------------|--------------------|------------------------------------|
| Table and Other Games: | | | | | |
| 1 | Blackjack | 82 | \$3,577,962 | \$27,121,329 | 13.2% |
| 2 | Craps | 9 | 943,404 | 9,447,103 | 10.0% |
| 3 | Roulette | 14 | 1,481,167 | 6,395,176 | 23.2% |
| 4 | Big Six | 1 | 40,150 | 94,787 | 42.4% |
| 5 | Baccarat | 2 | 21,153 | 2,130,564 | 1.0% |
| 6 | Minibaccarat | 6 | 996,036 | 5,422,413 | 18.4% |
| 7 | Other Games - (Page 2) | 37 | 2,186,873 | 11,668,603 | 18.7% |
| 8 | Subtotal - Table and Other Games | 151 | \$ 9,246,745 | \$ 62,279,975 | 14.8% |
| 9 | Poker | 42 | \$1,035,303 | | |
| 10 | Total - Table and Other Games | 193 | \$ 10,282,048 | | |


| | | | | | |
|-----------------------|------------------------------------|--------------|----------------------|-----------------------|-------------|
| Slot Machines: | | | | | |
| 11 | \$.01 and .02 Slot Machines | 381 | 1,946,295 | 16,140,901 | 12.1% |
| 12 | \$.05 Slot Machines | 902 | 4,871,914 | 47,591,537 | 10.2% |
| 13 | \$.25 Slot Machines | 1,662 | 8,149,103 | 90,480,351 | 9.0% |
| 14 | \$.50 Slot Machines | 248 | 1,535,984 | 17,225,607 | 8.9% |
| 15 | \$ 1.00 Slot Machines | 689 | 5,126,934 | 61,742,161 | 8.3% |
| 16 | \$ 5.00 Slot Machines | 108 | 1,161,436 | 18,227,200 | 6.4% |
| 17 | \$ 25.00 Slot Machines | 16 | 88,407 | 3,395,850 | 2.6% |
| 18 | \$100.00 Slot Machines | 12 | 192,676 | 1,689,900 | 11.4% |
| 19 | Multi-denominational Slot Machines | 151 | 851,714 | 12,485,593 | 6.8% |
| 20 | Other Slot Machines | 78 | 661,509 | 13,450,916 | 4.9% |
| 21 | Total - Slot Machines | 4,247 | \$ 24,585,972 | \$ 282,430,016 | 8.7% |
| 22 | Total Gross Revenue | | \$ 34,868,020 | | |

TAX ON GROSS REVENUE

| | | | |
|----|--|----------------|-----------------------|
| 23 | Year-to-Date Table and Other Games Gross Revenue..... | \$ 66,052,762 | |
| 24 | Year-to-Date Slot Machine Gross Revenue..... | \$ 142,776,522 | |
| 25 | Year-to-Date Total Gross Revenue..... | | \$ 208,829,284 |
| 26 | Tax on Gross Revenue (8% of line 25)..... | | \$ 16,706,343 |
| 27 | Less - Total Tax Paid in Prior Months..... | | \$ 13,916,901 |
| 28 | Total Tax Required for this Month (line 26 less line 27)..... | | \$ 2,789,442 |
| 29 | Total Progressive Payout Liability - End of Month..... | \$1,184,781 | |
| 30 | Authorized Casino Square Footage - End of Month..... | 140,911 | |
| 31 | Authorized Simulcasting Square Footage - End of Month..... | 8,380 | |
| 32 | Simulcasting Revenue for the Month..... | \$102,746 | |
| 33 | Simulcasting Handle for the Month..... | \$1,211,172 | |

Under penalties of perjury, I declare that I have examined this report, and to the best of my knowledge and belief, it is true and complete

7/9/05
DATE


 Donna L Hogan

Asst VP Casino Finance 7156-11
TITLE (LICENSE NUMBER)

TROPICANA CASINO AND RESORT
MONTHLY GROSS REVENUE TAX RETURN
SCHEDULE OF OTHER GAMES
FOR THE MONTH OF JUNE, 2005

| Line (a) | Type of Game (b) | Authorized Units (c) | Win or (Loss) (d) | Drop/Handle (e) | Win or (Loss) Percentage (f) |
|-------------|---|----------------------------|----------------------|--------------------|------------------------------------|
| 1 | Red Dog | | | | 0.0% |
| 2 | Sic Bo | 1 | 8,461 | 14,817 | 57.1% |
| 3 | Pai Gow Poker | 6 | 234,330 | 1,364,180 | 17.2% |
| 4 | Pai Gow | 6 | 291,032 | 2,008,962 | 14.5% |
| 5 | Pokette | | | | 0.0% |
| 6 | Double Down Stud Poker | | | | 0.0% |
| 7 | Keno | | | | 0.0% |
| 8 | Caribbean Stud Poker | 3 | 182,230 | 691,295 | 26.4% |
| 9 | Let it Ride Poker | 3 | 175,812 | 1,008,256 | 17.4% |
| 10 | Super 7 1/2 | | | | 0.0% |
| 11 | Mini-Craps | | | | 0.0% |
| 12 | Three Card Poker | 12 | 816,632 | 4,644,695 | 17.6% |
| 13 | Caribbean Draw Poker | | | | 0.0% |
| 14 | Mini-Dice | | | | 0.0% |
| 15 | Fast Action Hold 'Em | | | | 0.0% |
| 16 | Casino War | | | | 0.0% |
| 17 | Countdown | | | | 0.0% |
| 18 | Spanish 21 | 2 | 192,266 | 702,404 | 27.4% |
| 19 | Colorado Hold'Em Poker | | | | 0.0% |
| 20 | Multi-Bacc | | | | 0.0% |
| 21 | Wild Aruba Stud Poker | | | | 0.0% |
| 22 | Monopoly Poker | | | | 0.0% |
| 23 | Table Slots | | | | 0.0% |
| 24 | Rainbow Dice | | | | 0.0% |
| 25 | Triple Shot | | | | 0.0% |
| 26 | Blackjack Switch | | | | 0.0% |
| 27 | Let's Get Wild Poker | | | | 0.0% |
| 28 | Boston 5 Stud Poker | 2 | 91,033 | 416,126 | 21.9% |
| 29 | Double Cross Poker | | | | 0.0% |
| 30 | Double Attack Blackjack | | | | 0.0% |
| 31 | Shao Pai Gow | | | | 0.0% |
| 32 | 6 to 5 Blackjack | | | | 0.0% |
| 33 | Four Card Poker | 2 | 195,077 | 817,868 | 23.9% |
| 34 | Suspense 21 | | | | 0.0% |
| 35 | Two Card Royal | | | | 0.0% |
| 36 | Player's Choice Poker | | | | 0.0% |
| 37 | Superfun 21 | | | | 0.0% |
| 38 | Hawaii Hi-Lo | | | | 0.0% |
| 39 | Texas Hold'Em Bonus Poker | | | | 0.0% |
| 40 | House Way Pai Gow Poker | | | | 0.0% |
| | Total -(Must agree with line 7 on Pg 1) | 37 | 2,186,873 | 11,668,603 | 18.7% |

TRUMP MARINA

MONTHLY GROSS REVENUE TAX RETURN

FOR THE MONTH OF JUNE, 2005

GROSS REVENUE - CURRENT MONTH

| Line (a) | Type of Game (b) | Authorized Units (c) | Win or (Loss) (d) | Drop/Handle (e) | Win or (Loss) Percentage (f) |
|-------------------------------|----------------------------------|----------------------|-------------------|-----------------|------------------------------|
| Table and Other Games: | | | | | |
| 1 | Blackjack | 36 | \$1,452,088 | \$10,060,302 | 14.4% |
| 2 | Craps | 7 | 835,626 | 5,108,319 | 16.4% |
| 3 | Roulette | 7 | 420,915 | 1,819,963 | 23.1% |
| 4 | Big Six | 1 | 10,069 | 20,869 | 48.2% |
| 5 | Baccarat | 1 | (232,611) | 780,097 | -29.8% |
| 6 | Minibaccarat | 3 | 483,904 | 1,753,199 | 27.6% |
| 7 | Other Games - (Page 2) | 29 | 1,128,422 | 5,629,584 | 20.0% |
| 8 | Subtotal - Table and Other Games | 84 | \$ 4,098,413 | \$ 25,172,333 | 16.3% |
| 9 | Poker | 0 | \$0 | | |
| 10 | Total - Table and Other Games | 84 | \$ 4,098,413 | | |


| | | | | | |
|-----------------------|------------------------------------|-------|----------------------|----------------|-------|
| Slot Machines: | | | | | |
| 11 | \$.01 and .02 Slot Machines | 96 | 1,016,033 | 9,575,844 | 10.6% |
| 12 | \$.05 Slot Machines | 673 | 5,495,841 | 55,579,828 | 9.9% |
| 13 | \$.25 Slot Machines | 1,108 | 5,850,546 | 71,562,921 | 8.2% |
| 14 | \$.50 Slot Machines | 86 | 548,843 | 7,219,693 | 7.6% |
| 15 | \$ 1.00 Slot Machines | 350 | 2,571,641 | 39,533,153 | 6.5% |
| 16 | \$ 5.00 Slot Machines | 74 | 608,536 | 10,955,740 | 5.6% |
| 17 | \$ 25.00 Slot Machines | 11 | 187,885 | 1,648,825 | 11.4% |
| 18 | \$100.00 Slot Machines | 6 | 105,550 | 1,059,200 | 10.0% |
| 19 | Multi-denominational Slot Machines | 89 | 499,980 | 3,894,622 | 12.8% |
| 20 | Other Slot Machines | 40 | 381,337 | 6,194,446 | 6.2% |
| 21 | Total - Slot Machines | 2,533 | \$ 17,266,192 | \$ 207,224,272 | 8.3% |
| 22 | Total Gross Revenue | | \$ 21,364,605 | | |

TAX ON GROSS REVENUE

| | | |
|----|---|-----------------------|
| 23 | Year-to-Date Table and Other Games Gross Revenue..... | \$ 26,109,160 |
| 24 | Year-to-Date Slot Machine Gross Revenue..... | \$ 102,773,229 |
| 25 | Year-to-Date Total Gross Revenue..... | \$ 128,882,389 |
| 26 | Tax on Gross Revenue (8% of line 25)..... | \$ 10,310,591 |
| 27 | Less - Total Tax Paid in Prior Months..... | \$ 8,601,423 |
| 28 | Total Tax Required for this Month (line 26 less line 27)..... | \$ 1,709,168 |
| 29 | Total Progressive Payout Liability - End of Month..... | \$384,622 |
| 30 | Authorized Casino Square Footage - End of Month..... | 65,057 |
| 31 | Authorized Simulcasting Square Footage - End of Month..... | 14,601 |
| 32 | Simulcasting Revenue for the Month..... | \$41,565 |
| 33 | Simulcasting Handle for the Month..... | \$459,215 |

Under penalties of perjury, I declare that I have examined this report, and to the best of my knowledge and belief, it is true and complete

July 7, 2005
DATE


James J. McCarthy

VP Casino/Hotel Finance 01996-11

TRUMP MARINA
MONTHLY GROSS REVENUE TAX RETURN
SCHEDULE OF OTHER GAMES
FOR THE MONTH OF JUNE, 2005

| Line (a) | Type of Game (b) | Authorized Units (c) | Win or (Loss) (d) | Drop/Handle (e) | Win or (Loss) Percentage (f) |
|-------------|---|----------------------------|----------------------|--------------------|------------------------------------|
| 1 | Red Dog | 0 | \$0 | \$0 | 0.0% |
| 2 | Sic Bo | 0 | 0 | 0 | 0.0% |
| 3 | Pai Gow Poker | 2 | 90,968 | 430,087 | 21.2% |
| 4 | Pai Gow | 1 | 1,805 | 87,843 | 2.1% |
| 5 | Pokette | 0 | 0 | 0 | 0.0% |
| 6 | Double Down Stud Poker | 0 | 0 | 0 | 0.0% |
| 7 | Keno | 0 | 0 | 0 | 0.0% |
| 8 | Caribbean Stud Poker | 2 | 87,318 | 456,524 | 19.1% |
| 9 | Let it Ride Poker | 3 | 101,559 | 746,008 | 13.6% |
| 10 | Super 7 1/2 | 0 | 0 | 0 | 0.0% |
| 11 | Mini-Craps | 0 | 0 | 0 | 0.0% |
| 12 | Three Card Poker | 8 | 477,848 | 2,495,592 | 19.1% |
| 13 | Caribbean Draw Poker | 0 | 0 | 0 | 0.0% |
| 14 | Mini-Dice | 0 | 0 | 0 | 0.0% |
| 15 | Fast Action Hold 'Em | 0 | 0 | 0 | 0.0% |
| 16 | Casino War | 0 | 0 | 0 | 0.0% |
| 17 | Countdown | 0 | 0 | 0 | 0.0% |
| 18 | Spanish 21 | 3 | 89,753 | 364,906 | 24.6% |
| 19 | Colorado Hold'Em Poker | 0 | 0 | 0 | 0.0% |
| 20 | Multi-Bacc | 0 | 0 | 0 | 0.0% |
| 21 | Wild Aruba Stud Poker | 0 | 0 | 0 | 0.0% |
| 22 | Monopoly Poker | 0 | 0 | 0 | 0.0% |
| 23 | Table Slots | 0 | 0 | 0 | 0.0% |
| 24 | Rainbow Dice | 0 | 0 | 0 | 0.0% |
| 25 | Triple Shot | 0 | 0 | 0 | 0.0% |
| 26 | Blackjack Switch | 0 | 0 | 0 | 0.0% |
| 27 | Let's Get Wild Poker | 0 | 0 | 0 | 0.0% |
| 28 | Boston 5 Stud Poker | 1 | 3,748 | 8,250 | 45.4% |
| 29 | Double Cross Poker | 0 | 0 | 0 | 0.0% |
| 30 | Double Attack Blackjack | 1 | 35,761 | 198,005 | 18.1% |
| 31 | Shao Pai Gow | 0 | 0 | 0 | 0.0% |
| 32 | 6 to 5 Blackjack | 0 | 0 | 0 | 0.0% |
| 33 | Four Card Poker | 3 | 51,341 | 358,742 | 14.3% |
| 34 | Suspense 21 | 0 | 0 | 0 | 0.0% |
| 35 | Two Card Royal | 0 | 0 | 0 | 0.0% |
| 36 | Player's Choice Poker | 0 | 0 | 0 | 0.0% |
| 37 | Superfun 21 | 0 | 0 | 0 | 0.0% |
| 38 | Hawaii Hi-Lo | 0 | 0 | 0 | 0.0% |
| 39 | Texas Hold'Em Bonus Poker | 5 | 188,321 | 483,627 | 38.9% |
| 40 | House Way Pai Gow Poker | 0 | 0 | 0 | 0.0% |
| | Total -(Must agree with line 7 on Pg 1) | 29 | 1,128,422 | 5,629,584 | 20.0% |

TRUMP PLAZA ASSOCIATES

MONTHLY GROSS REVENUE TAX RETURN

FOR THE MONTH OF JUNE 2005

GROSS REVENUE - CURRENT MONTH

| Line (a) | Type of Game (b) | Authorized Units (c) | Win or (Loss) (d) | Drop/Handle (e) | Win or (Loss) Percentage (f) |
|------------------------|----------------------------------|----------------------------|----------------------|--------------------|------------------------------------|
| Table and Other Games: | | | | | |
| 1 | Blackjack | 39 | \$2,386,912 | \$23,184,173 | 10.3% |
| 2 | Craps | 6 | 873,904 | 5,001,741 | 17.5% |
| 3 | Roulette | 9 | 967,307 | 3,535,470 | 27.4% |
| 4 | Big Six | 1 | 73,473 | 165,760 | 44.3% |
| 5 | Baccarat | 2 | 517,800 | 2,886,473 | 17.9% |
| 6 | Minibaccarat | 8 | 691,598 | 5,700,422 | 12.1% |
| 7 | Other Games - (Page 2) | 27 | 1,236,540 | 7,023,735 | 17.6% |
| 8 | Subtotal - Table and Other Games | 92 | \$ 6,747,534 | \$ 47,497,774 | 14.2% |
| 9 | Poker | 0 | \$0 | | |
| 10 | Total - Table and Other Games | 92 | \$ 6,747,534 | | |

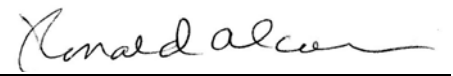
| | | | | | |
|----------------|------------------------------------|-------|---------------|----------------|-------|
| Slot Machines: | | | | | |
| 11 | \$.01 and .02 Slot Machines | 139 | 1,444,425 | 14,030,592 | 10.3% |
| 12 | \$.05 Slot Machines | 623 | 4,502,289 | 41,099,440 | 11.0% |
| 13 | \$.25 Slot Machines | 1,217 | 6,871,564 | 80,721,964 | 8.5% |
| 14 | \$.50 Slot Machines | 219 | 1,235,071 | 16,218,720 | 7.6% |
| 15 | \$ 1.00 Slot Machines | 329 | 2,336,330 | 31,988,374 | 7.3% |
| 16 | \$ 5.00 Slot Machines | 65 | 869,851 | 23,551,625 | 3.7% |
| 17 | \$ 25.00 Slot Machines | 13 | 107,480 | 2,288,625 | 4.7% |
| 18 | \$100.00 Slot Machines | 6 | 143,300 | 2,632,400 | 5.4% |
| 19 | Multi-denominational Slot Machines | 44 | 368,265 | 4,523,499 | 8.1% |
| 20 | Other Slot Machines | 45 | 323,780 | 11,867,196 | 2.7% |
| 21 | Total - Slot Machines | 2,700 | \$ 18,202,355 | \$ 228,922,435 | 8.0% |
| 22 | Total Gross Revenue | | \$ 24,949,889 | | |

TAX ON GROSS REVENUE

| | | | |
|----|---|----------------|-----------------------|
| 23 | Year-to-Date Table and Other Games Gross Revenue..... | \$ 39,537,269 | |
| 24 | Year-to-Date Slot Machine Gross Revenue..... | \$ 109,795,415 | |
| 25 | Year-to-Date Total Gross Revenue..... | | \$ 149,332,684 |
| 26 | Tax on Gross Revenue (8% of line 25)..... | | \$ 11,946,615 |
| 27 | Less - Total Tax Paid in Prior Months..... | | \$ 9,950,624 |
| 28 | Total Tax Required for this Month (line 26 less line 27)..... | | \$ 1,995,991 |
| 29 | Total Progressive Payout Liability - End of Month..... | \$324,606 | |
| 30 | Authorized Casino Square Footage - End of Month..... | 95,708 | |
| 31 | Authorized Simulcasting Square Footage - End of Month..... | 0 | |
| 32 | Simulcasting Revenue for the Month..... | \$0 | |
| 33 | Simulcasting Handle for the Month..... | \$0 | |

Under penalties of perjury, I declare that I have examined this report, and to the best of my knowledge and belief, it is true and complete

July 6, 2005
DATE


Ronald Alcorn

VP of Casino Finance Operations (1623-11)
TITLE (LICENSE NUMBER)

TRUMP PLAZA ASSOCIATES
MONTHLY GROSS REVENUE TAX RETURN
SCHEDULE OF OTHER GAMES
FOR THE MONTH OF JUNE 2005

| Line (a) | Type of Game (b) | Authorized Units (c) | Win or (Loss) (d) | Drop/Handle (e) | Win or (Loss) Percentage (f) |
|-------------|---|----------------------------|----------------------|--------------------|------------------------------------|
| 1 | Red Dog | | | | 0.0% |
| 2 | Sic Bo | 1 | 35,936 | 119,049 | 30.2% |
| 3 | Pai Gow Poker | 5 | 65,945 | 1,072,009 | 6.2% |
| 4 | Pai Gow | 4 | 257,527 | 972,445 | 26.5% |
| 5 | Pokette | | | | 0.0% |
| 6 | Double Down Stud Poker | | | | 0.0% |
| 7 | Keno | | | | 0.0% |
| 8 | Caribbean Stud Poker | 2 | 88,407 | 324,019 | 27.3% |
| 9 | Let it Ride Poker | 3 | 77,922 | 470,926 | 16.5% |
| 10 | Super 7 1/2 | | | | 0.0% |
| 11 | Mini-Craps | | | | 0.0% |
| 12 | Three Card Poker | 5 | 333,478 | 2,280,597 | 14.6% |
| 13 | Caribbean Draw Poker | | | | 0.0% |
| 14 | Mini-Dice | | | | 0.0% |
| 15 | Fast Action Hold 'Em | | | | 0.0% |
| 16 | Casino War | | | | 0.0% |
| 17 | Countdown | | | | 0.0% |
| 18 | Spanish 21 | 3 | 168,861 | 783,104 | 21.6% |
| 19 | Colorado Hold'Em Poker | | | | 0.0% |
| 20 | Multi-Bacc | | | | 0.0% |
| 21 | Wild Aruba Stud Poker | | | | 0.0% |
| 22 | Monopoly Poker | | | | 0.0% |
| 23 | Table Slots | | | | 0.0% |
| 24 | Rainbow Dice | | | | 0.0% |
| 25 | Triple Shot | | | | 0.0% |
| 26 | Blackjack Switch | | | | 0.0% |
| 27 | Let's Get Wild Poker | | | | 0.0% |
| 28 | Boston 5 Stud Poker | | | | 0.0% |
| 29 | Double Cross Poker | | | | 0.0% |
| 30 | Double Attack Blackjack | 1 | 49,420 | 161,793 | 30.5% |
| 31 | Shao Pai Gow | | | | 0.0% |
| 32 | 6 to 5 Blackjack | | | | 0.0% |
| 33 | Four Card Poker | 1 | 45,478 | 290,954 | 15.6% |
| 34 | Suspense 21 | | | | 0.0% |
| 35 | Two Card Royal | | | | 0.0% |
| 36 | Player's Choice Poker | | | | 0.0% |
| 37 | Superfun 21 | | | | 0.0% |
| 38 | Hawaii Hi-Lo | | | | 0.0% |
| 39 | Texas Hold'Em Bonus Poker | 2 | 113,566 | 548,839 | 20.7% |
| 40 | House Way Pai Gow Poker | | | | |
| | Total -(Must agree with line 7 on Pg 1) | 27 | 1,236,540 | 7,023,735 | 17.6% |

TRUMP TAJ MAHAL CASINO RESORT

MONTHLY GROSS REVENUE TAX RETURN

FOR THE MONTH OF JUNE, 2005

GROSS REVENUE - CURRENT MONTH

REVISED 7/11/05

| Line (a) | Type of Game (b) | Authorized Units (c) | Win or (Loss) (d) | Drop/Handle (e) | Win or (Loss) Percentage (f) |
|-------------------------------|--------------------------------------|----------------------------|----------------------|--------------------|------------------------------------|
| Table and Other Games: | | | | | |
| 1 | Blackjack | 55 | \$1,765,807 | \$28,886,895 | 6.1% |
| 2 | Craps | 10 | 1,643,298 | 11,469,426 | 14.3% |
| 3 | Roulette | 13 | 1,178,184 | 6,668,655 | 17.7% |
| 4 | Big Six | 1 | 130,385 | 270,485 | 48.2% |
| 5 | Baccarat | 4 | 595,926 | 4,732,069 | 12.6% |
| 6 | Minibaccarat | 5 | 340,620 | 4,608,103 | 7.4% |
| 7 | Other Games - (Page 2) | 42 | 3,113,048 | 13,683,092 | 22.8% |
| 8 | Subtotal - Table and Other Games | 130 | \$ 8,767,268 | \$ 70,318,725 | 12.5% |
| 9 | Poker | 78 | \$1,837,422 | | |
| 10 | Total - Table and Other Games | 208 | \$ 10,604,690 | | |


| | | | | | |
|-----------------------|------------------------------------|--------------|----------------------|-----------------------|-------------|
| Slot Machines: | | | | | |
| 11 | \$.01 and .02 Slot Machines | 155 | 1,191,607 | 7,865,614 | 15.1% |
| 12 | \$.05 Slot Machines | 882 | 6,295,762 | 61,001,177 | 10.3% |
| 13 | \$.25 Slot Machines | 2,103 | 11,515,311 | 132,107,781 | 8.7% |
| 14 | \$.50 Slot Machines | 325 | 1,583,210 | 17,341,650 | 9.1% |
| 15 | \$ 1.00 Slot Machines | 674 | 5,096,585 | 80,586,156 | 6.3% |
| 16 | \$ 5.00 Slot Machines | 135 | 1,852,513 | 37,680,635 | 4.9% |
| 17 | \$ 25.00 Slot Machines | 13 | 328,648 | 5,376,025 | 6.1% |
| 18 | \$100.00 Slot Machines | 14 | (89,000) | 4,359,100 | -2.0% |
| 19 | Multi-denominational Slot Machines | 45 | 326,771 | 3,639,307 | 9.0% |
| 20 | Other Slot Machines | 37 | 371,859 | 6,441,632 | 5.8% |
| 21 | Total - Slot Machines | 4,383 | \$ 28,473,266 | \$ 356,399,077 | 8.0% |
| 22 | Total Gross Revenue | | \$ 39,077,956 | | |

TAX ON GROSS REVENUE

| | | | |
|----|--|-----------------------|--|
| 23 | Year-to-Date Table and Other Games Gross Revenue..... | \$ 87,378,539 | |
| 24 | Year-to-Date Slot Machine Gross Revenue..... | \$ 161,818,986 | |
| 25 | Year-to-Date Total Gross Revenue..... | \$ 249,197,525 | |
| 26 | Tax on Gross Revenue (8% of line 25)..... | \$ 19,935,802 | |
| 27 | Less - Total Tax Paid in Prior Months..... | \$ 16,809,566 | |
| 28 | Total Tax Required for this Month (line 26 less line 27)..... | \$ 3,126,236 | |
| 29 | Total Progressive Payout Liability - End of Month..... | \$542,345 | |
| 30 | Authorized Casino Square Footage - End of Month..... | 119,929 | |
| 31 | Authorized Simulcasting Square Footage - End of Month..... | 39,157 | |
| 32 | Simulcasting Revenue for the Month..... | \$91,455 | |
| 33 | Simulcasting Handle for the Month..... | \$1,047,634 | |

Under penalties of perjury, I declare that I have examined this report, and to the best of my knowledge and belief, it is true and complete

07/08/05
DATE


Ford Palmer

V P of Casino Fin Ops 4086-11
TITLE (LICENSE NUMBER)

**TRUMP TAJ MAHAL CASINO RESORT
MONTHLY GROSS REVENUE TAX RETURN
SCHEDULE OF OTHER GAMES
FOR THE MONTH OF JUNE, 2005**

| Line (a) | Type of Game (b) | Authorized Units (c) | Win or (Loss) (d) | Drop/Handle (e) | Win or (Loss) Percentage (f) |
|-------------|---|----------------------------|----------------------|--------------------|------------------------------------|
| 1 | Red Dog | | | | 0.0% |
| 2 | Sic Bo | 1 | 12,045 | 71,374 | 16.9% |
| 3 | Pai Gow Poker | 7 | 322,682 | 1,762,780 | 18.3% |
| 4 | Pai Gow | 4 | 258,396 | 1,486,699 | 17.4% |
| 5 | Pokette | | | | 0.0% |
| 6 | Double Down Stud Poker | | | | 0.0% |
| 7 | Keno | 2 | 39,493 | 145,494 | 27.1% |
| 8 | Caribbean Stud Poker | 2 | 164,915 | 661,371 | 24.9% |
| 9 | Let it Ride Poker | 3 | 211,793 | 1,019,818 | 20.8% |
| 10 | Super 7 1/2 | | | | 0.0% |
| 11 | Mini-Craps | | | | 0.0% |
| 12 | Three Card Poker | 9 | 834,960 | 4,290,367 | 19.5% |
| 13 | Caribbean Draw Poker | | | | 0.0% |
| 14 | Mini-Dice | | | | 0.0% |
| 15 | Fast Action Hold 'Em | | | | 0.0% |
| 16 | Casino War | | | | 0.0% |
| 17 | Countdown | | | | 0.0% |
| 18 | Spanish 21 | 5 | 396,080 | 1,611,373 | 24.6% |
| 19 | Colorado Hold'Em Poker | | | | 0.0% |
| 20 | Multi-Bacc | | | | 0.0% |
| 21 | Wild Aruba Stud Poker | | | | 0.0% |
| 22 | Monopoly Poker | | | | 0.0% |
| 23 | Table Slots | | | | 0.0% |
| 24 | Rainbow Dice | | | | 0.0% |
| 25 | Triple Shot | | | | 0.0% |
| 26 | Blackjack Switch | | | | 0.0% |
| 27 | Let's Get Wild Poker | | | | 0.0% |
| 28 | Boston 5 Stud Poker | 0 | 752 | 7,603 | 9.9% |
| 29 | Double Cross Poker | | | | 0.0% |
| 30 | Double Attack Blackjack | 2 | 180,993 | 451,456 | 40.1% |
| 31 | Shao Pai Gow | | | | 0.0% |
| 32 | 6 to 5 Blackjack | | | | 0.0% |
| 33 | Four Card Poker | 3 | 316,740 | 1,109,069 | 28.6% |
| 34 | Suspense 21 | | | | 0.0% |
| 35 | Two Card Royal | | | | 0.0% |
| 36 | Players Choice Poker | | | | 0.0% |
| 37 | Superfun 21 | | | | 0.0% |
| 38 | Hawaii Hi-Lo | | | | 0.0% |
| 39 | Texas Hold'Em Bonus Poker | 4 | 374,199 | 1,065,688 | 35.1% |
| 40 | House Way Pai Gow Poker | | | | 0.0% |
| | Total -(Must agree with line 7 on Pg 1) | 42 | 3,113,048 | 13,683,092 | 22.8% |