

# ATLANTIC CITY HILTON (GNOC,CORP.) MONTHLY GROSS REVENUE TAX RETURN FOR THE MONTH OF February, 2005

## GROSS REVENUE - FEBRUARY

Line (a)	Type of Game (b)	Authorized Units (c)	Win or (Loss) (d)	Drop/Handle (e)	Win or (Loss) Percentage (f)
Table and Other Games:					
1	Blackjack	35	\$2,296,620	\$16,981,798	13.5%
2	Craps	8	512,467	5,563,626	9.2%
3	Roulette	8	405,163	3,342,820	12.1%
4	Big Six	0	0	0	0.0%
5	Baccarat	1	294,886	1,957,999	15.1%
6	Minibaccarat	9	1,116,190	6,489,971	17.2%
7	Other Games - (Page 2)	25	1,717,758	8,095,440	21.2%
8	Subtotal - Table and Other Games	86	\$ 6,343,084	\$ 42,431,654	14.9%
9	Poker	0	\$0		
10	Total - Table and Other Games	86	\$ 6,343,084		

Slot Machines:					
11	\$ .01 and .02 Slot Machines	96	853,017	5,881,916	14.5%
12	\$ .05 Slot Machines	436	3,803,868	36,087,529	10.5%
13	\$ .25 Slot Machines	901	4,529,440	57,028,503	7.9%
14	\$ .50 Slot Machines	146	779,412	9,985,629	7.8%
15	\$ 1.00 Slot Machines	319	2,520,789	31,230,401	8.1%
16	\$ 5.00 Slot Machines	91	778,675	19,393,770	4.0%
17	\$ 25.00 Slot Machines	12	71,277	4,503,550	1.6%
18	\$100.00 Slot Machines	12	477,063	9,069,800	5.3%
19	Multi-denominational Slot Machines				0.0%
20	Other Slot Machines	126	456,437	8,943,358	5.1%
21	Total - Slot Machines	2,139	\$ 14,269,978	\$ 182,124,456	7.8%
22	Total Gross Revenue		\$ 20,613,062		


## TAX ON GROSS REVENUE

23	Year-to-Date Table and Other Games Gross Revenue.....	\$ 12,917,790	
24	Year-to-Date Slot Machine Gross Revenue.....	\$ 27,586,779	
25	Year-to-Date Total Gross Revenue.....		<b>\$ 40,504,569</b>
26	Tax on Gross Revenue (8% of line 25).....		\$ 3,240,366
27	Less - Total Tax Paid in Prior Months.....		\$ 1,591,321
28	Total Tax Required for this Month (line 26 less line 27).....		\$ 1,649,045
29	Total Progressive Payout Liability - End of Month.....	\$303,906	
30	Authorized Casino Square Footage - End of Month.....	59,800	
31	Authorized Simulcasting Square Footage - End of Month.....	0	
32	Simulcasting Revenue for the Month.....	\$0	
33	Simulcasting Handle for the Month.....	\$0	

Under penalties of perjury, I declare that I have examined this report, and to the best of my knowledge and belief, it is true and complete

MARCH 09, 2005

DATE



JOANNE MCKENSIE

CASINO CONTROLLER - (1167)

**ATLANTIC CITY HILTON (GNOC,CORP.)**  
**MONTHLY GROSS REVENUE TAX RETURN**  
**SCHEDULE OF OTHER GAMES**  
**FOR THE MONTH OF February, 2005**

Line (a)	Type of Game (b)	Authorized Units (c)	Win or (Loss) (d)	Drop/Handle (e)	Win or (Loss) Percentage (f)
1	Red Dog				0.0%
2	Sic Bo				0.0%
3	Pai Gow Poker	4	367,120	1,730,808	21.2%
4	Pai Gow	3	459,935	1,982,654	23.2%
5	Pokette				0.0%
6	Double Down Stud Poker				0.0%
7	Keno				0.0%
8	Caribbean Stud Poker	3	113,075	501,482	22.5%
9	Let it Ride Poker	3	155,455	618,692	25.1%
10	Super 7 1/2				0.0%
11	Mini-Craps				0.0%
12	Three Card Poker	9	493,537	2,796,997	17.6%
13	Caribbean Draw Poker				0.0%
14	Mini-Dice				0.0%
15	Fast Action Hold 'Em				0.0%
16	Casino War				0.0%
17	Countdown				0.0%
18	Spanish 21				0.0%
19	Colorado Hold'Em Poker				0.0%
20	Multi-Bacc				0.0%
21	Wild Aruba Stud Poker				0.0%
22	Monopoly Poker				0.0%
23	Table Slots				0.0%
24	Rainbow Dice				0.0%
25	Triple Shot				0.0%
26	Blackjack Switch				0.0%
27	Let's Get Wild Poker				0.0%
28	Boston 5 Stud Poker				0.0%
29	Double Cross Poker				0.0%
30	Double Attack Blackjack				0.0%
31	Shao Pai Gow				0.0%
32	6 to 5 Blackjack				0.0%
33	Four Card Poker	3	128,636	464,807	27.7%
34	Suspense 21				0.0%
35	Two Card Royal				0.0%
36	Players Choice Poker				0.0%
37	Superfun 21				0.0%
38	Hawaii Hi-Lo				0.0%
	Total -(Must agree with line 7 on Pg 1)	25	1,717,758	8,095,440	21.2%

# BALLY'S ATLANTIC CITY

## MONTHLY GROSS REVENUE TAX RETURN

FOR THE MONTH OF FEBRUARY, 2005

**GROSS REVENUE - CURRENT MONTH**

Line (a)	Type of Game (b)	Authorized Units (c)	Win or (Loss) (d)	Drop/Handle (e)	Win or (Loss) Percentage (f)
<b>Table and Other Games:</b>					
1	Blackjack	80	\$4,223,525	\$32,863,965	12.9%
2	Craps	13	2,006,134	11,110,247	18.1%
3	Roulette	24	2,062,934	8,588,413	24.0%
4	Big Six	2	155,597	329,392	47.2%
5	Baccarat	2	111,754	1,742,044	6.4%
6	Minibaccarat	11	877,470	6,864,969	12.8%
7	Other Games - (Page 2)	64	3,426,217	16,493,198	20.8%
8	Subtotal - Table and Other Games	196	\$ 12,863,631	\$ 77,992,228	16.5%
9	Poker	20	\$320,485		
10	<b>Total - Table and Other Games</b>	<b>216</b>	<b>\$ 13,184,116</b>		

<b>Slot Machines:</b>					
11	\$ .01 and .02 Slot Machines	498	4,243,019	29,536,767	14.4%
12	\$ .05 Slot Machines	1,260	7,406,426	76,201,864	9.7%
13	\$ .25 Slot Machines	2,713	13,326,685	164,488,110	8.1%
14	\$ .50 Slot Machines	420	2,022,816	27,542,717	7.3%
15	\$ 1.00 Slot Machines	638	5,871,668	84,565,266	6.9%
16	\$ 5.00 Slot Machines	158	2,044,218	38,486,480	5.3%
17	\$ 25.00 Slot Machines	21	(22,215)	6,348,550	-0.3%
18	\$100.00 Slot Machines	12	289,970	3,320,900	8.7%
19	Multi-denominational Slot Machines	0			0.0%
20	Other Slot Machines	56	654,798	11,487,860	5.7%
21	<b>Total - Slot Machines</b>	<b>5,776</b>	<b>\$ 35,837,385</b>	<b>\$ 441,978,514</b>	<b>8.1%</b>
22	<b>Total Gross Revenue</b>		<b>\$ 49,021,501</b>		

**TAX ON GROSS REVENUE**

23	Year-to-Date Table and Other Games Gross Revenue.....	\$ 27,609,764	
24	Year-to-Date Slot Machine Gross Revenue.....	\$ 68,266,277	
25	Year-to-Date Total Gross Revenue.....		<b>\$ 95,876,041</b>
26	Tax on Gross Revenue (8% of line 25).....		\$ 7,670,083
27	Less - Total Tax Paid in Prior Months.....		\$ 3,748,363
28	<b>Total Tax Required for this Month (line 26 less line 27).....</b>		<b>\$ 3,921,720</b>
29	Total Progressive Payout Liability - End of Month.....	\$1,627,817	
30	Authorized Casino Square Footage - End of Month.....	179,108	
31	Authorized Simulcasting Square Footage - End of Month.....	46,232	
32	Simulcasting Revenue for the Month.....	\$207,598	
33	Simulcasting Handle for the Month.....	\$2,287,171	

Under penalties of perjury, I declare that I have examined this report, and to the best of my knowledge and belief, it is true and complete

03/09/05  
DATE

*William Pangoras*

William Pangoras

Casino Controller (1792-11)  
TITLE(LICENSE NUMBER)

**BALLY'S ATLANTIC CITY**  
**MONTHLY GROSS REVENUE TAX RETURN**  
**SCHEDULE OF OTHER GAMES**  
**FOR THE MONTH OF FEBRUARY, 2005**

Line (a)	Type of Game (b)	Authorized Units (c)	Win or (Loss) (d)	Drop/Handle (e)	Win or (Loss) Percentage (f)
1	Red Dog				0.0%
2	Sic Bo	1	38,282	105,704	36.2%
3	Pai Gow Poker	10	387,097	2,253,330	17.2%
4	Pai Gow	3	232,078	926,592	25.0%
5	Pokette				0.0%
6	Double Down Stud Poker				0.0%
7	Keno	4	58,835	170,469	34.5%
8	Caribbean Stud Poker	7	223,784	1,364,816	16.4%
9	Let it Ride Poker	7	342,757	1,427,648	24.0%
10	Super 7 1/2				0.0%
11	Mini-Craps				0.0%
12	Three Card Poker	15	1,206,834	6,246,382	19.3%
13	Caribbean Draw Poker				0.0%
14	Mini-Dice				0.0%
15	Fast Action Hold 'Em				0.0%
16	Casino War				0.0%
17	Countdown				0.0%
18	Spanish 21	10	587,611	2,368,428	24.8%
19	Colorado Hold'Em Poker				0.0%
20	Multi-Bacc				0.0%
21	Wild Aruba Stud Poker				0.0%
22	Monopoly Poker				0.0%
23	Table Slots				0.0%
24	Rainbow Dice				0.0%
25	Triple Shot				0.0%
26	Blackjack Switch				0.0%
27	Let's Get Wild Poker				0.0%
28	Boston 5 Stud Poker				0.0%
29	Double Cross Poker				0.0%
30	Double Attack Blackjack				0.0%
31	Shao Pai Gow				0.0%
32	6 to 5 Blackjack				0.0%
33	Four Card Poker	7	348,939	1,629,829	21.4%
34	Suspense 21				0.0%
35	Two Card Royal				0.0%
36	Players Choice Poker				0.0%
37	Superfun 21				0.0%
38	Hawaii Hi-Lo				0.0%
	Total -(Must agree with line 7 on Pg 1)	64	3,426,217	16,493,198	20.8%

# BORGATA HOTEL CASINO AND SPA

## MONTHLY GROSS REVENUE TAX RETURN

FOR THE MONTH OF FEBRUARY, 2005

**GROSS REVENUE - CURRENT MONTH**

Line (a)	Type of Game (b)	Authorized Units (c)	Win or (Loss) (d)	Drop/Handle (e)	Win or (Loss) Percentage (f)
<b>Table and Other Games:</b>					
1	Blackjack	63	\$8,339,261	\$62,897,941	13.3%
2	Craps	12	3,287,526	17,319,794	19.0%
3	Roulette	17	2,450,399	10,787,492	22.7%
4	Big Six	1	94,946	237,699	39.9%
5	Baccarat	2	1,112,580	6,052,396	18.4%
6	Minibaccarat	5	806,996	4,492,299	18.0%
7	Other Games - (Page 2)	35	4,072,035	18,317,030	22.2%
8	Subtotal - Table and Other Games	135	\$ 20,163,743	\$ 120,104,651	16.8%
9	Poker	34	\$1,257,044		
10	Total - Table and Other Games	169	\$ 21,420,787		


<b>Slot Machines:</b>					
11	\$ .01 and .02 Slot Machines	152	1,551,483	15,165,690	10.2%
12	\$ .05 Slot Machines	1,050	11,026,362	117,506,173	9.4%
13	\$ .25 Slot Machines	1,323	8,359,280	103,899,887	8.0%
14	\$ .50 Slot Machines	196	1,292,108	15,631,512	8.3%
15	\$ 1.00 Slot Machines	426	4,940,301	63,204,853	7.8%
16	\$ 5.00 Slot Machines	100	2,051,569	31,647,925	6.5%
17	\$ 25.00 Slot Machines	16	622,883	15,689,825	4.0%
18	\$100.00 Slot Machines	12	856,791	12,157,800	7.0%
19	Multi-denominational Slot Machines	231	2,902,280	71,040,848	4.1%
20	Other Slot Machines	66	1,160,614	20,918,572	5.5%
21	Total - Slot Machines	3,572	\$ 34,763,671	\$ 466,863,085	7.4%
22	Total Gross Revenue		\$ <b>56,184,458</b>		

**TAX ON GROSS REVENUE**

23	Year-to-Date Table and Other Games Gross Revenue.....	\$ 40,382,532
24	Year-to-Date Slot Machine Gross Revenue.....	\$ 69,052,844
25	Year-to-Date Total Gross Revenue.....	<b>\$ 109,435,376</b>
26	Tax on Gross Revenue (8% of line 25).....	\$ 8,754,830
27	Less - Total Tax Paid in Prior Months.....	\$ 4,260,073
28	Total Tax Required for this Month (line 26 less line 27).....	\$ 4,494,757
29	Total Progressive Payout Liability - End of Month.....	\$984,734
30	Authorized Casino Square Footage - End of Month.....	116,302
31	Authorized Simulcasting Square Footage - End of Month.....	7,951
32	Simulcasting Revenue for the Month.....	\$152,281
33	Simulcasting Handle for the Month.....	\$1,851,205

Under penalties of perjury, I declare that I have examined this report, and to the best of my knowledge and belief, it is true and complete

03-10-05  
DATE

  
Robert L. Smith

Casino Controller (6714-11)  
TITLE (LICENSE NUMBER)  
CCC-101

**BORGATA HOTEL CASINO AND SPA  
MONTHLY GROSS REVENUE TAX RETURN  
SCHEDULE OF OTHER GAMES  
FOR THE MONTH OF FEBRUARY, 2005**

Line (a)	Type of Game (b)	Authorized Units (c)	Win or (Loss) (d)	Drop/Handle (e)	Win or (Loss) Percentage (f)
1	Red Dog				0.0%
2	Sic Bo				0.0%
3	Pai Gow Poker	5	635,990	2,217,035	28.7%
4	Pai Gow	2	233,187	1,448,538	16.1%
5	Pokette				0.0%
6	Double Down Stud Poker				0.0%
7	Keno				0.0%
8	Caribbean Stud Poker	3	335,380	1,217,504	27.5%
9	Let it Ride Poker	4	280,774	1,645,387	17.1%
10	Super 7 1/2				0.0%
11	Mini-Craps				0.0%
12	Three Card Poker	12	1,443,025	7,305,544	19.8%
13	Caribbean Draw Poker				0.0%
14	Mini-Dice				0.0%
15	Fast Action Hold 'Em				0.0%
16	Casino War				0.0%
17	Countdown				0.0%
18	Spanish 21	4	442,935	1,684,054	26.3%
19	Colorado Hold'Em Poker				0.0%
20	Multi-Bacc				0.0%
21	Wild Aruba Stud Poker				0.0%
22	Monopoly Poker				0.0%
23	Table Slots				0.0%
24	Rainbow Dice				0.0%
25	Triple Shot				0.0%
26	Blackjack Switch				0.0%
27	Let's Get Wild Poker				0.0%
28	Boston 5 Stud Poker				0.0%
29	Double Cross Poker				0.0%
30	Double Attack Blackjack				0.0%
31	Shao Pai Gow				0.0%
32	6 to 5 Blackjack				0.0%
33	Four Card Poker	5	700,744	2,798,968	25.0%
34	Suspense 21				0.0%
35	Two Card Royal				0.0%
36	Players Choice Poker				0.0%
37	Superfun 21				0.0%
38	Hawaii Hi-Lo				0.0%
	Total -(Must agree with line 7 on Pg 1)	35	4,072,035	18,317,030	22.2%

# CAESARS ATLANTIC CITY

## MONTHLY GROSS REVENUE TAX RETURN

FOR THE MONTH OF FEBRUARY, 2005

### GROSS REVENUE - CURRENT MONTH

Line (a)	Type of Game (b)	Authorized Units (c)	Win or (Loss) (d)	Drop/Handle (e)	Win or (Loss) Percentage (f)
Table and Other Games:					
1	Blackjack	54	\$3,835,483	\$31,699,667	12.1%
2	Craps	13	2,726,584	11,647,967	23.4%
3	Roulette	13	2,213,248	7,121,524	31.1%
4	Big Six	1	104,861	253,903	41.3%
5	Baccarat	1	233,849	1,339,248	17.5%
6	Minibaccarat	2	293,321	1,951,838	15.0%
7	Other Games - (Page 2)	41	2,551,714	11,401,201	22.4%
8	Subtotal - Table and Other Games	125	\$ 11,959,060	\$ 65,415,348	18.3%
9	Poker	0	\$0		
10	Total - Table and Other Games	125	\$ 11,959,060		

Slot Machines:					
11	\$ .01 and .02 Slot Machines	170	1,710,585	12,409,855	13.8%
12	\$ .05 Slot Machines	614	5,968,724	59,188,467	10.1%
13	\$ .25 Slot Machines	1,417	8,313,817	91,881,735	9.0%
14	\$ .50 Slot Machines	241	1,765,846	19,223,463	9.2%
15	\$ 1.00 Slot Machines	404	4,112,033	52,603,115	7.8%
16	\$ 5.00 Slot Machines	107	1,663,368	27,119,400	6.1%
17	\$ 25.00 Slot Machines	14	365,880	5,915,700	6.2%
18	\$100.00 Slot Machines	18	387,140	5,057,800	7.7%
19	Multi-denominational Slot Machines	156	1,460,477	16,790,834	8.7%
20	Other Slot Machines	85	1,013,981	18,529,260	5.5%
21	Total - Slot Machines	3,226	\$ 26,761,851	\$ 308,719,629	8.7%
22	Total Gross Revenue		<b>\$ 38,720,911</b>		

### TAX ON GROSS REVENUE

23	Year-to-Date Table and Other Games Gross Revenue.....	\$ 25,149,229
24	Year-to-Date Slot Machine Gross Revenue.....	\$ 52,674,308
25	Year-to-Date Total Gross Revenue.....	<b>\$ 77,823,537</b>
26	Tax on Gross Revenue (8% of line 25).....	\$ 6,225,883
27	Less - Total Tax Paid in Prior Months.....	\$ 3,128,210
28	Total Tax Required for this Month (line 26 less line 27).....	\$ 3,097,673
29	Total Progressive Payout Liability - End of Month.....	\$807,257
30	Authorized Casino Square Footage - End of Month.....	115,582
31	Authorized Simulcasting Square Footage - End of Month.....	4,312
32	Simulcasting Revenue for the Month.....	\$103,763
33	Simulcasting Handle for the Month.....	\$1,169,123

Under penalties of perjury, I declare that I have examined this report, and to the best of my knowledge and belief, it is true and complete.

March 9, 2005

DATE



CASINO CONTROLLER

1855-11

TITLE (LICENSE NUMBER)

**CAESARS ATLANTIC CITY**  
**MONTHLY GROSS REVENUE TAX RETURN**  
**SCHEDULE OF OTHER GAMES**  
**FOR THE MONTH OF FEBRUARY, 2005**

Line (a)	Type of Game (b)	Authorized Units (c)	Win or (Loss) (d)	Drop/Handle (e)	Win or (Loss) Percentage (f)
1	Red Dog				0.0%
2	Sic Bo	1	69,606	243,950	28.5%
3	Pai Gow Poker	3	227,249	882,842	25.7%
4	Pai Gow	1	11,718	58,739	19.9%
5	Pokette				0.0%
6	Double Down Stud Poker				0.0%
7	Keno	6	153,797	455,809	33.7%
8	Caribbean Stud Poker	4	162,597	836,409	19.4%
9	Let it Ride Poker	4	221,802	973,939	22.8%
10	Super 7 1/2				0.0%
11	Mini-Craps				0.0%
12	Three Card Poker	9	918,694	4,657,431	19.7%
13	Caribbean Draw Poker				0.0%
14	Mini-Dice				0.0%
15	Fast Action Hold 'Em				0.0%
16	Casino War				0.0%
17	Countdown				0.0%
18	Spanish 21	6	314,143	1,379,012	22.8%
19	Colorado Hold'Em Poker				0.0%
20	Multi-Bacc				0.0%
21	Wild Aruba Stud Poker				0.0%
22	Monopoly Poker				0.0%
23	Table Slots				0.0%
24	Rainbow Dice				0.0%
25	Triple Shot				0.0%
26	Blackjack Switch				0.0%
27	Let's Get Wild Poker				0.0%
28	Boston 5 Stud Poker	1	56,906	221,708	25.7%
29	Double Cross Poker				0.0%
30	Double Attack Blackjack	1	67,843	232,184	29.2%
31	Shao Pai Gow				0.0%
32	6 to 5 Blackjack				0.0%
33	Four Card Poker	4	305,623	1,311,271	23.3%
34	Suspense 21				0.0%
35	Two Card Royal				0.0%
36	Players Choice Poker				0.0%
37	Superfun 21				0.0%
38	Hawaii Hi-Lo	1	41,736	147,907	28.2%
	Total -(Must agree with line 7 on Pg 1)	41	2,551,714	11,401,201	22.4%

# Harrah's Casino Hotel

## MONTHLY GROSS REVENUE TAX RETURN

FOR THE MONTH OF FEBRUARY, 2005

**GROSS REVENUE - CURRENT MONTH**

Line (a)	Type of Game (b)	Authorized Units (c)	Win or (Loss) (d)	Drop/Handle (e)	Win or (Loss) Percentage (f)
<b>Table and Other Games:</b>					
1	Blackjack	39	\$1,251,463	\$9,920,286	12.6%
2	Craps	6	822,611	3,492,853	23.6%
3	Roulette	10	573,968	2,968,589	19.3%
4	Big Six	1	14,191	35,242	40.3%
5	Baccarat	0	0	0	0.0%
6	Minibaccarat	1	16,098	194,605	8.3%
7	Other Games - (Page 2)	27	1,198,190	6,232,636	19.2%
8	Subtotal - Table and Other Games	84	\$ 3,876,521	\$ 22,844,211	17.0%
9	Poker	16	\$207,398		
10	<b>Total - Table and Other Games</b>	<b>100</b>	<b>\$ 4,083,919</b>		


<b>Slot Machines:</b>					
11	\$ .01 and .02 Slot Machines	105	754,175	5,424,100	13.9%
12	\$ .05 Slot Machines	731	6,926,850	53,933,047	12.8%
13	\$ .25 Slot Machines	1,819	10,822,114	137,962,025	7.8%
14	\$ .50 Slot Machines	272	1,101,421	18,966,256	5.8%
15	\$ 1.00 Slot Machines	701	7,040,805	82,967,348	8.5%
16	\$ 5.00 Slot Machines	106	1,893,826	31,779,170	6.0%
17	\$ 25.00 Slot Machines	14	647,395	8,452,150	7.7%
18	\$100.00 Slot Machines	10	(17,415)	2,802,100	-0.6%
19	Multi-denominational Slot Machines	57	927,976	14,190,817	6.5%
20	Other Slot Machines	50	839,072	14,586,504	5.8%
21	<b>Total - Slot Machines</b>	<b>3,865</b>	<b>\$ 30,936,219</b>	<b>\$ 371,063,517</b>	<b>8.3%</b>
22	<b>Total Gross Revenue</b>		<b>\$ 35,020,138</b>		

**TAX ON GROSS REVENUE**

23	Year-to-Date Table and Other Games Gross Revenue.....	\$ 8,180,620	
24	Year-to-Date Slot Machine Gross Revenue.....	\$ 58,511,812	
25	Year-to-Date Total Gross Revenue.....		<b>\$ 66,692,432</b>
26	Tax on Gross Revenue (8% of line 25).....		\$ 5,335,395
27	Less - Total Tax Paid in Prior Months.....		\$ 2,533,784
28	<b>Total Tax Required for this Month (line 26 less line 27).....</b>		<b>\$ 2,801,611</b>
29	Total Progressive Payout Liability - End of Month.....	\$289,242	
30	Authorized Casino Square Footage - End of Month.....	132,103	
31	Authorized Simulcasting Square Footage - End of Month.....	0	
32	Simulcasting Revenue for the Month.....	\$0	
33	Simulcasting Handle for the Month.....	\$0	

Under penalties of perjury, I declare that I have examined this report, and to the best of my knowledge and belief, it is true and complete

March 10, 2005  
DATE



Karen Worman

Operations Controller 6320-11  
TITLE (LICENSE NUMBER)

**Harrah's Casino Hotel**  
**MONTHLY GROSS REVENUE TAX RETURN**  
**SCHEDULE OF OTHER GAMES**  
FOR THE MONTH OF      , 2005

Line (a)	Type of Game (b)	Authorized Units (c)	Win or (Loss) (d)	Drop/Handle (e)	Win or (Loss) Percentage (f)
1	Red Dog				0.0%
2	Sic Bo				0.0%
3	Pai Gow Poker	1	12,550	195,607	6.4%
4	Pai Gow				0.0%
5	Pokette				0.0%
6	Double Down Stud Poker				0.0%
7	Keno	4	47,444	171,863	27.6%
8	Caribbean Stud Poker	3	175,413	607,820	28.9%
9	Let it Ride Poker	4	184,720	1,046,624	17.6%
10	Super 7 1/2				0.0%
11	Mini-Craps				0.0%
12	Three Card Poker	12	575,471	3,374,609	17.1%
13	Caribbean Draw Poker				0.0%
14	Mini-Dice				0.0%
15	Fast Action Hold 'Em				0.0%
16	Casino War				0.0%
17	Countdown				0.0%
18	Spanish 21	1	33,470	189,568	17.7%
19	Colorado Hold'Em Poker				0.0%
20	Multi-Bacc				0.0%
21	Wild Aruba Stud Poker				0.0%
22	Monopoly Poker				0.0%
23	Table Slots				0.0%
24	Rainbow Dice				0.0%
25	Triple Shot				0.0%
26	Blackjack Switch				0.0%
27	Let's Get Wild Poker				0.0%
28	Boston 5 Stud Poker				0.0%
29	Double Cross Poker				0.0%
30	Double Attack Blackjack				0.0%
31	Shao Pai Gow				0.0%
32	6 to 5 Blackjack				0.0%
33	Four Card Poker	2	169,122	646,545	26.2%
34	Suspense 21				0.0%
35	Two Card Royal				0.0%
36	Players Choice Poker				0.0%
37	Superfun 21				0.0%
38	Hawaii Hi-Lo				0.0%
	Total -(Must agree with line 7 on Pg 1)	27	1,198,190	6,232,636	19.2%

# RESORTS ATLANTIC CITY

## MONTHLY GROSS REVENUE TAX RETURN

FOR THE MONTH OF FEBRUARY, 2005

**GROSS REVENUE - CURRENT MONTH**

Line (a)	Type of Game (b)	Authorized Units (c)	Win or (Loss) (d)	Drop/Handle (e)	Win or (Loss) Percentage (f)
<b>Table and Other Games:</b>					
1	Blackjack	35	\$1,620,903	\$12,221,749	13.3%
2	Craps	7	960,945	4,702,290	20.4%
3	Roulette	9	633,385	2,641,710	24.0%
4	Big Six	1	34,176	75,867	45.0%
5	Baccarat	4	897,275	4,158,287	21.6%
6	Minibaccarat	3	375,845	2,565,191	14.7%
7	Other Games - (Page 2)	18	1,190,800	5,007,707	23.8%
8	Subtotal - Table and Other Games	77	\$ 5,713,329	\$ 31,372,801	18.2%
9	Poker	3	\$50,228		
10	<b>Total - Table and Other Games</b>	<b>80</b>	<b>\$ 5,763,557</b>		


<b>Slot Machines:</b>					
11	\$ .01 and .02 Slot Machines	131	1,101,732	9,837,142	11.2%
12	\$ .05 Slot Machines	611	3,134,917	30,442,776	10.3%
13	\$ .25 Slot Machines	1,179	4,852,693	56,484,800	8.6%
14	\$ .50 Slot Machines	171	810,382	9,392,740	8.6%
15	\$ 1.00 Slot Machines	269	1,758,581	26,425,009	6.7%
16	\$ 5.00 Slot Machines	75	1,067,338	16,391,675	6.5%
17	\$ 25.00 Slot Machines	7	184,809	1,653,125	11.2%
18	\$100.00 Slot Machines	7	45,100	665,200	6.8%
19	Multi-denominational Slot Machines	462	2,258,976	28,286,432	8.0%
20	Other Slot Machines	19	173,400	2,529,047	6.9%
21	<b>Total - Slot Machines</b>	<b>2,931</b>	<b>\$ 15,387,928</b>	<b>\$ 182,107,946</b>	<b>8.4%</b>
22	<b>Total Gross Revenue</b>		<b>\$ 21,151,485</b>		

**TAX ON GROSS REVENUE**

23	Year-to-Date Table and Other Games Gross Revenue.....	\$ 10,759,496	
24	Year-to-Date Slot Machine Gross Revenue.....	\$ 28,722,187	
25	Year-to-Date Total Gross Revenue.....		<b>\$ 39,481,683</b>
26	Tax on Gross Revenue (8% of line 25).....		\$ 3,158,535
27	Less - Total Tax Paid in Prior Months.....		\$ 1,466,416
28	<b>Total Tax Required for this Month (line 26 less line 27).....</b>		<b>\$ 1,692,119</b>
29	Total Progressive Payout Liability - End of Month.....	\$62,786	
30	Authorized Casino Square Footage - End of Month.....	83,759	
31	Authorized Simulcasting Square Footage - End of Month.....	15,134	
32	Simulcasting Revenue for the Month.....	\$38,097	
33	Simulcasting Handle for the Month.....	\$431,166	

Under penalties of perjury, I declare that I have examined this report, and to the best of my knowledge and belief, it is true and complete.

March 10, 2005  
\_\_\_\_\_  
DATE

  
\_\_\_\_\_  
Andrew Barth

Director Operational Accounting 7703-11  
\_\_\_\_\_  
TITLE (LICENSE NUMBER)

**RESORTS ATLANTIC CITY**  
**MONTHLY GROSS REVENUE TAX RETURN**  
**SCHEDULE OF OTHER GAMES**  
**FOR THE MONTH OF FEBRUARY, 2005**

Line (a)	Type of Game (b)	Authorized Units (c)	Win or (Loss) (d)	Drop/Handle (e)	Win or (Loss) Percentage (f)
1	Red Dog				0.0%
2	Sic Bo				0.0%
3	Pai Gow Poker	1	54,365	268,171	20.3%
4	Pai Gow	2	92,013	273,809	33.6%
5	Pokette				0.0%
6	Double Down Stud Poker				0.0%
7	Keno				0.0%
8	Caribbean Stud Poker	1	71,891	217,063	33.1%
9	Let it Ride Poker	3	151,416	580,174	26.1%
10	Super 7 1/2				0.0%
11	Mini-Craps				0.0%
12	Three Card Poker	6	478,386	2,477,344	19.3%
13	Caribbean Draw Poker				0.0%
14	Mini-Dice				0.0%
15	Fast Action Hold 'Em				0.0%
16	Casino War				0.0%
17	Countdown				0.0%
18	Spanish 21	2	143,277	491,050	29.2%
19	Colorado Hold'Em Poker				0.0%
20	Multi-Bacc				0.0%
21	Wild Aruba Stud Poker				0.0%
22	Monopoly Poker				0.0%
23	Table Slots				0.0%
24	Rainbow Dice				0.0%
25	Triple Shot				0.0%
26	Blackjack Switch				0.0%
27	Let's Get Wild Poker				0.0%
28	Boston 5 Stud Poker	1	47,463	174,107	27.3%
29	Double Cross Poker				0.0%
30	Double Attack Blackjack				0.0%
31	Shao Pai Gow				0.0%
32	6 to 5 Blackjack				0.0%
33	Four Card Poker	2	151,989	525,989	28.9%
34	Suspense 21				0.0%
35	Two Card Royal				0.0%
36	Players Choice Poker				0.0%
37	Superfun 21				0.0%
38	Hawaii Hi-Lo				0.0%
	Total -(Must agree with line 7 on Pg 1)	18	1,190,800	5,007,707	23.8%

# SANDS CASINO AND HOTEL

## MONTHLY GROSS REVENUE TAX RETURN

FOR THE MONTH OF FEBRUARY, 2005

**GROSS REVENUE - CURRENT MONTH**

Line (a)	Type of Game (b)	Authorized Units (c)	Win or (Loss) (d)	Drop/Handle (e)	Win or (Loss) Percentage (f)
Table and Other Games:					
1	Blackjack	31	\$1,716,572	\$9,116,773	18.8%
2	Craps	4	571,183	2,483,484	23.0%
3	Roulette	6	362,015	1,910,735	18.9%
4	Big Six	2	98,496	191,618	51.4%
5	Baccarat	3	242,959	555,124	43.8%
6	Minibaccarat	5	260,033	1,997,974	13.0%
7	Other Games - (Page 2)	18	750,943	3,545,707	21.2%
8	Subtotal - Table and Other Games	69	\$ 4,002,201	\$ 19,801,415	20.2%
9	Poker	14	\$80,760		
10	Total - Table and Other Games	83	\$ 4,082,961		

Slot Machines:					
11	\$ .01 and .02 Slot Machines	33	253,979	1,990,603	12.8%
12	\$ .05 Slot Machines	478	3,200,055	28,158,669	11.4%
13	\$ .25 Slot Machines	998	4,784,808	47,601,290	10.1%
14	\$ .50 Slot Machines	127	369,797	5,667,750	6.5%
15	\$ 1.00 Slot Machines	321	1,819,386	24,088,430	7.6%
16	\$ 5.00 Slot Machines	65	583,459	10,742,325	5.4%
17	\$ 25.00 Slot Machines	12	273,012	4,150,100	6.6%
18	\$100.00 Slot Machines	6	(21,198)	1,120,400	-1.9%
19	Multi-denominational Slot Machines	97	461,758	7,904,715	5.8%
20	Other Slot Machines	41	271,691	6,792,692	4.0%
21	Total - Slot Machines	2,178	\$ 11,996,747	\$ 138,216,974	8.7%
22	Total Gross Revenue		<b>\$ 16,079,708</b>		

**TAX ON GROSS REVENUE**

23	Year-to-Date Table and Other Games Gross Revenue.....	\$ 7,162,162	
24	Year-to-Date Slot Machine Gross Revenue.....	\$ 22,326,598	
25	Year-to-Date Total Gross Revenue.....		<b>\$ 29,488,760</b>
26	Tax on Gross Revenue (8% of line 25).....		\$ 2,359,101
27	Less - Total Tax Paid in Prior Months.....		\$ 1,072,724
28	Total Tax Required for this Month (line 26 less line 27).....		\$ 1,286,377
29	Total Progressive Payout Liability - End of Month.....	\$704,984	
30	Authorized Casino Square Footage - End of Month.....	56,641	
31	Authorized Simulcasting Square Footage - End of Month.....	21,280	
32	Simulcasting Revenue for the Month.....	\$37,403	
33	Simulcasting Handle for the Month.....	\$421,816	

Under penalties of perjury, I declare that I have examined this report, and to the best of my knowledge and belief, it is true and complete

3/10/2005

Date



Signature

VP Finance 2892-11

Title / License Number

**SANDS CASINO AND HOTEL**  
**MONTHLY GROSS REVENUE TAX RETURN**  
**SCHEDULE OF OTHER GAMES**  
**FOR THE MONTH OF FEBRUARY, 2005**

Line (a)	Type of Game (b)	Authorized Units (c)	Win or (Loss) (d)	Drop/Handle (e)	Win or (Loss) Percentage (f)
1	Red Dog				0.0%
2	Sic Bo				0.0%
3	Pai Gow Poker	2	71,508	349,828	20.4%
4	Pai Gow	3	63,502	439,900	14.4%
5	Pokette				0.0%
6	Double Down Stud Poker				0.0%
7	Keno				0.0%
8	Caribbean Stud Poker	2	79,764	244,829	32.6%
9	Let it Ride Poker	3	87,597	354,223	24.7%
10	Super 7 1/2				0.0%
11	Mini-Craps				0.0%
12	Three Card Poker	6	348,962	1,802,578	19.4%
13	Caribbean Draw Poker				0.0%
14	Mini-Dice				0.0%
15	Fast Action Hold 'Em				0.0%
16	Casino War				0.0%
17	Countdown				0.0%
18	Spanish 21	2	99,610	354,349	28.1%
19	Colorado Hold'Em Poker				0.0%
20	Multi-Bacc				0.0%
21	Wild Aruba Stud Poker				0.0%
22	Monopoly Poker				0.0%
23	Table Slots				0.0%
24	Rainbow Dice				0.0%
25	Triple Shot				0.0%
26	Blackjack Switch				0.0%
27	Let's Get Wild Poker				0.0%
28	Boston 5 Stud Poker				0.0%
29	Double Cross Poker				0.0%
30	Double Attack Blackjack				0.0%
31	Shao Pai Gow				0.0%
32	6 to 5 Blackjack				0.0%
33	Four Card Poker				0.0%
34	Suspense 21				0.0%
35	Two Card Royal				0.0%
36	Players Choice Poker				0.0%
37	Superfun 21				0.0%
38	Hawaii Hi-Lo				0.0%
	Total -(Must agree with line 7 on Pg 1)	18	750,943	3,545,707	21.2%

# SHOWBOAT

## MONTHLY GROSS REVENUE TAX RETURN

FOR THE MONTH OF FEBRUARY , 2005

**GROSS REVENUE - CURRENT MONTH**

Line (a)	Type of Game (b)	Authorized Units (c)	Win or (Loss) (d)	Drop/Handle (e)	Win or (Loss) Percentage (f)
<b>Table and Other Games:</b>					
1	Blackjack	25	\$1,077,377	\$8,788,803	12.3%
2	Craps	4	374,526	3,184,990	11.8%
3	Roulette	6	550,321	2,215,354	24.8%
4	Big Six	1	68,282	157,558	43.3%
5	Baccarat	1	73,770	618,721	11.9%
6	Minibaccarat	4	205,620	900,150	22.8%
7	Other Games - (Page 2)	16	1,006,959	4,545,363	22.2%
8	Subtotal - Table and Other Games	57	\$ 3,356,855	\$ 20,410,939	16.4%
9	Poker	0	\$0		
10	<b>Total - Table and Other Games</b>	<b>57</b>	<b>\$ 3,356,855</b>		

<b>Slot Machines:</b>					
11	\$ .01 and .02 Slot Machines	262	2,525,078	16,250,065	15.5%
12	\$ .05 Slot Machines	783	7,701,465	61,380,079	12.5%
13	\$ .25 Slot Machines	2,082	8,865,303	128,392,651	6.9%
14	\$ .50 Slot Machines	174	949,062	8,896,678	10.7%
15	\$ 1.00 Slot Machines	451	3,768,506	44,507,735	8.5%
16	\$ 5.00 Slot Machines	65	1,487,874	13,838,820	10.8%
17	\$ 25.00 Slot Machines	4	40,530	1,349,275	3.0%
18	\$100.00 Slot Machines	4	(117,030)	1,114,200	-10.5%
19	Multi-denominational Slot Machines	117	468,154	6,808,142	6.9%
20	Other Slot Machines	33	218,416	6,117,942	3.6%
21	<b>Total - Slot Machines</b>	<b>3,975</b>	<b>\$ 25,907,358</b>	<b>\$ 288,655,587</b>	<b>9.0%</b>
22	<b>Total Gross Revenue</b>		<b>\$ 29,264,213</b>		

**TAX ON GROSS REVENUE**

23	Year-to-Date Table and Other Games Gross Revenue.....	\$ 6,929,351	
24	Year-to-Date Slot Machine Gross Revenue.....	\$ 50,271,129	
25	Year-to-Date Total Gross Revenue.....		<b>\$ 57,200,480</b>
26	Tax on Gross Revenue (8% of line 25).....		\$ 4,576,038
27	Less - Total Tax Paid in Prior Months.....		\$ 2,234,901
28	<b>Total Tax Required for this Month (line 26 less line 27).....</b>		<b>\$ 2,341,137</b>
29	Total Progressive Payout Liability - End of Month.....	\$242,546	
30	Authorized Casino Square Footage - End of Month.....	101,299	
31	Authorized Simulcasting Square Footage - End of Month.....	14,109	
32	Simulcasting Revenue for the Month.....	\$29,823	
33	Simulcasting Handle for the Month.....	\$350,442	

Under penalties of perjury, I declare that I have examined this report, and to the best of my knowledge and belief, it is true and complete

March 10, 2005  
DATE

*Karen E. Di Sciascio*  
Karen Di Sciascio

Operations Controller 2226-11  
TITLE (LICENSE NUMBER)

**SHOWBOAT**  
**MONTHLY GROSS REVENUE TAX RETURN**  
**SCHEDULE OF OTHER GAMES**  
FOR THE MONTH OF      , 2005

Line (a)	Type of Game (b)	Authorized Units (c)	Win or (Loss) (d)	Drop/Handle (e)	Win or (Loss) Percentage (f)
1	Red Dog				0.0%
2	Sic Bo				0.0%
3	Pai Gow Poker	2	78,702	286,774	27.4%
4	Pai Gow	2	92,408	370,543	24.9%
5	Pokette				0.0%
6	Double Down Stud Poker				0.0%
7	Keno				0.0%
8	Caribbean Stud Poker	2	125,267	381,425	32.8%
9	Let it Ride Poker	2	125,112	650,883	19.2%
10	Super 7 1/2				0.0%
11	Mini-Craps				0.0%
12	Three Card Poker	6	441,197	2,275,721	19.4%
13	Caribbean Draw Poker				0.0%
14	Mini-Dice				0.0%
15	Fast Action Hold 'Em				0.0%
16	Casino War				0.0%
17	Countdown				0.0%
18	Spanish 21	1	40,403	259,331	15.6%
19	Colorado Hold'Em Poker				0.0%
20	Multi-Bacc				0.0%
21	Wild Aruba Stud Poker				0.0%
22	Monopoly Poker				0.0%
23	Table Slots				0.0%
24	Rainbow Dice				0.0%
25	Triple Shot				0.0%
26	Blackjack Switch				0.0%
27	Let's Get Wild Poker				0.0%
28	Boston 5 Stud Poker				0.0%
29	Double Cross Poker				0.0%
30	Double Attack Blackjack				0.0%
31	Shao Pai Gow				0.0%
32	6 to 5 Blackjack				0.0%
33	Four Card Poker	1	103,870	320,686	32.4%
34	Suspense 21				0.0%
35	Two Card Royal				0.0%
36	Players Choice Poker				0.0%
37	Superfun 21				0.0%
38	Hawaii Hi-Lo				0.0%
	Total -(Must agree with line 7 on Pg 1)	16	1,006,959	4,545,363	22.2%

TRADING NAME OF LICENSEE: TROPICANA CASINO &amp; RESORT

## SCHEDULE OF CASINO WIN AND TAX ON GROSS REVENUE

FOR THE MONTH OF FEBRUARY, 2005  
(UNAUDITED)

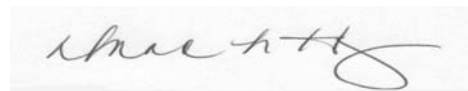
### CASINO WIN - CURRENT MONTH

Line (a)	Type of Game (b)	Authorized Units In Operation (c)	Win or (Loss) (d)	Drop/Handle (e)	Win or (Loss) Percentage (f)
Table and Other Games:					
1	Blackjack	72	\$3,561,174	\$26,306,926	13.5%
2	Craps	9	1,463,243	8,876,240	16.5%
3	Roulette	14	1,369,525	6,306,143	21.7%
4	Big Six	1	55,559	113,128	49.1%
5	Baccarat	2	489,321	3,371,239	14.5%
6	Minibaccarat	6	802,695	5,242,724	15.3%
7	Other Games - (Page 2)	35	2,036,818	11,469,563	17.8%
8	Subtotal - Table and Other Games	139	\$ 9,778,335	\$ 61,685,963	15.9%
9	Poker	42	\$967,424		
10	Total - Table and Other Games	181	\$ 10,745,759		
Slot Machines:					
11	\$.01 & .02 Slot Machines	249	1,356,155	10,983,736	12.3%
12	\$ .05 Slot Machines	1,023	4,792,665	45,770,125	10.5%
13	\$ .25 Slot Machines	1,793	7,662,032	88,500,815	8.7%
14	\$ .50 Slot Machines	279	1,621,280	17,850,396	9.1%
15	\$ 1.00 Slot Machines	696	5,029,205	59,633,386	8.4%
16	\$ 5.00 Slot Machines	117	1,240,940	20,134,365	6.2%
17	\$ 25.00 Slot Machines	17	423,271	4,866,375	8.7%
18	\$100.00 Slot Machines	12	81,900	3,087,000	2.7%
19	Multi-denominational Slot Machines				0.0%
20	Other Slot Machines	79	1,047,105	15,669,238	6.7%
21	Total - Slot Machines	4,265	\$ 23,254,553	\$ 266,495,436	8.7%
22	Total Gross Revenue		\$ 34,000,312		

### YEAR-TO-DATE TAX ON GROSS REVENUE

23	Year-to-Date Table and Other Games Gross Revenue.....	\$ 21,062,163
24	Year-to-Date Slot Machine Win Gross Revenue.....	\$ 43,014,221
25	Total Year-to-Date Win Gross Revenue.....	\$ 64,076,384
26	Tax on Gross Revenue (8% of line 25).....	\$ 5,126,111
27	Less - Total Tax Paid in Prior Months.....	\$2,406,086
28	Total Tax Required for this Month (line 26 less line 27).....	\$ 2,720,025
29	Total Progressive Payout Liability - End of Month.....	\$1,234,798
30	Authorized Casino Square Footage - End of Month.....	139,737
31	Authorized Simulcasting Square Footage - End of Month.....	8,380
32	Simulcasting Revenue for the Month.....	\$94,457
33	Simulcasting Handle for the Month.....	\$1,074,928

Under penalties of perjury, I declare that I have examined this report, and to the best of my knowledge and belief, it is true and complete.



SIGNATURE  
CASINO CONTROLLER  
TITLE OF OFFICER

3/9/2005  
DATE

**SCHEDULE OF CASINO WIN AND  
TAX ON GROSS REVENUE**

**OTHER GAMES**

FOR THE MONTH OF FEBRUARY, 2005  
(UNAUDITED)

Line (a)	Type of Game (b)	Authorized Units In Operation (c)	Win or (Loss) (d)	Drop/Handle (e)	Win or (Loss) Percentage (f)
1	Red Dog				0.0%
2	Sic Bo	1	10,629	22,805	46.6%
3	Pai Gow Poker	6	279,576	1,440,993	19.4%
4	Pai Gow	6	352,495	2,129,744	16.6%
5	Pokette				0.0%
6	Double Down Stud Poker				0.0%
7	Keno				0.0%
8	Caribbean Stud Poker	3	230,230	833,301	27.6%
9	Let it Ride Poker	3	23,977	1,000,527	2.4%
10	Super 7 1/2				0.0%
11	Mini-Craps				0.0%
12	Three Card Poker	12	897,914	4,945,991	18.2%
13	Caribbean Draw Poker				0.0%
14	Mini-Dice				0.0%
15	Fast Action Hold 'Em				0.0%
16	Casino War				0.0%
17	Countdown				0.0%
18	Spanish 21	2	121,307	509,640	23.8%
19	Colorado Hold'Em Poker				0.0%
20	Multi-Bacc				0.0%
21	Wild Aruba Stud Poker				0.0%
22	Monopoly Poker				0.0%
23	Table Slots				0.0%
24	Rainbow Dice				0.0%
25	Triple Shot				0.0%
26	Blackjack Switch				0.0%
27	Let's Get Wild Poker				0.0%
28	Boston 5 Stud Poker	2	120,690	586,562	20.6%
29	Double Cross Poker				0.0%
30	Double Attack Blackjack				0.0%
31	Shao Pai Gow				0.0%
32	6 to 5 Blackjack				0.0%
33	Four Card Poker				0.0%
34	Suspense 21				0.0%
35	Two Card Royal				0.0%
36	Player's Choice Poker				0.0%
37	Superfun 21				0.0%
38	Hawaii Hi-Lo				0.0%
	Total -(Must agree with line 7 on Pg 1)	35	2,036,818	11,469,563	17.8%

# TRUMP MARINA

## MONTHLY GROSS REVENUE TAX RETURN

FOR THE MONTH OF FEBRUARY, 2005

**GROSS REVENUE - CURRENT MONTH**

**AMENDED 3/9/05**

Line (a)	Type of Game (b)	Authorized Units (c)	Win or (Loss) (d)	Drop/Handle (e)	Win or (Loss) Percentage (f)
<b>Table and Other Games:</b>					
1	Blackjack	32	\$1,463,101	\$9,601,007	15.2%
2	Craps	7	945,501	4,726,314	20.0%
3	Roulette	7	333,634	1,898,211	17.6%
4	Big Six	0	0	0	0.0%
5	Baccarat	2	472,597	1,699,204	27.8%
6	Minibaccarat	3	788,546	1,870,204	42.2%
7	Other Games - (Page 2)	25	1,106,898	5,733,472	19.3%
8	Subtotal - Table and Other Games	76	\$ 5,110,277	\$ 25,528,412	20.0%
9	Poker	0	\$0		
10	<b>Total - Table and Other Games</b>	<b>76</b>	<b>\$ 5,110,277</b>		


<b>Slot Machines:</b>					
11	\$ .01 and .02 Slot Machines	97	1,030,803	9,154,357	11.3%
12	\$ .05 Slot Machines	676	5,029,670	51,316,405	9.8%
13	\$ .25 Slot Machines	1,177	5,997,944	72,452,901	8.3%
14	\$ .50 Slot Machines	86	484,412	7,175,118	6.8%
15	\$ 1.00 Slot Machines	351	2,823,148	39,889,558	7.1%
16	\$ 5.00 Slot Machines	72	670,428	12,813,020	5.2%
17	\$ 25.00 Slot Machines	11	123,316	1,530,875	8.1%
18	\$100.00 Slot Machines	6	18,000	786,400	2.3%
19	Multi-denominational Slot Machines	20	125,224	1,311,859	9.5%
20	Other Slot Machines	50	473,880	7,920,778	6.0%
21	<b>Total - Slot Machines</b>	<b>2,546</b>	<b>\$ 16,776,825</b>	<b>\$ 204,351,271</b>	<b>8.2%</b>
22	<b>Total Gross Revenue</b>		<b>\$ 21,887,102</b>		

**TAX ON GROSS REVENUE**

23	Year-to-Date Table and Other Games Gross Revenue.....	\$ 9,235,077	
24	Year-to-Date Slot Machine Gross Revenue.....	\$ 32,163,815	
25	Year-to-Date Total Gross Revenue.....		<b>\$ 41,398,892</b>
26	Tax on Gross Revenue (8% of line 25).....		\$ 3,311,911
27	Less - Total Tax Paid in Prior Months.....		\$ 1,560,943
28	<b>Total Tax Required for this Month (line 26 less line 27).....</b>		<b>\$ 1,750,968</b>
29	Total Progressive Payout Liability - End of Month.....	\$334,111	
30	Authorized Casino Square Footage - End of Month.....	65,057	
31	Authorized Simulcasting Square Footage - End of Month.....	14,601	
32	Simulcasting Revenue for the Month.....	\$32,118	
33	Simulcasting Handle for the Month.....	\$401,480	

Under penalties of perjury, I declare that I have examined this report, and to the best of my knowledge and belief, it is true and complete

3-9-05  
DATE

  
JAMES J. MCCARTHY

V.P. Casino/Hotel Finance 1996-11  
TITLE (LICENSE NUMBER)

**TRUMP MARINA**  
**MONTHLY GROSS REVENUE TAX RETURN**  
**SCHEDULE OF OTHER GAMES**  
**FOR THE MONTH OF FEBRUARY, 2005**

Line (a)	Type of Game (b)	Authorized Units (c)	Win or (Loss) (d)	Drop/Handle (e)	Win or (Loss) Percentage (f)
1	Red Dog				0.0%
2	Sic Bo				0.0%
3	Pai Gow Poker	2	72,967	422,821	17.3%
4	Pai Gow	1	11,723	114,950	10.2%
5	Pokette				0.0%
6	Double Down Stud Poker				0.0%
7	Keno				0.0%
8	Caribbean Stud Poker	2	149,431	485,320	30.8%
9	Let it Ride Poker	3	92,689	763,341	12.1%
10	Super 7 1/2				0.0%
11	Mini-Craps				0.0%
12	Three Card Poker	7	439,439	2,712,506	16.2%
13	Caribbean Draw Poker				0.0%
14	Mini-Dice				0.0%
15	Fast Action Hold 'Em				0.0%
16	Casino War				0.0%
17	Countdown				0.0%
18	Spanish 21	3	114,587	394,886	29.0%
19	Colorado Hold'Em Poker				0.0%
20	Multi-Bacc				0.0%
21	Wild Aruba Stud Poker				0.0%
22	Monopoly Poker				0.0%
23	Table Slots				0.0%
24	Rainbow Dice				0.0%
25	Triple Shot				0.0%
26	Blackjack Switch				0.0%
27	Let's Get Wild Poker				0.0%
28	Boston 5 Stud Poker	1	8,999	48,546	18.5%
29	Double Cross Poker	1	13,203	47,136	28.0%
30	Double Attack Blackjack	1	95,880	214,320	44.7%
31	Shao Pai Gow				0.0%
32	6 to 5 Blackjack				0.0%
33	Four Card Poker	3	107,412	433,413	24.8%
34	Suspense 21				0.0%
35	Two Card Royal				0.0%
36	Players Choice Poker				0.0%
37	Superfun 21				0.0%
38	Hawaii Hi-Lo	1	568	96,233	0.6%
	Total -(Must agree with line 7 on Pg 1)	25	1,106,898	5,733,472	19.3%

# TRUMP PLAZA ASSOCIATES

## MONTHLY GROSS REVENUE TAX RETURN

FOR THE MONTH OF FEBRUARY 2005

**GROSS REVENUE - CURRENT MONTH**

**AMENDED 8/9/05**

Line (a)	Type of Game (b)	Authorized Units (c)	Win or (Loss) (d)	Drop/Handle (e)	Win or (Loss) Percentage (f)
Table and Other Games:					
1	Blackjack	39	\$2,876,409	\$17,751,194	16.2%
2	Craps	6	1,098,948	4,133,956	26.6%
3	Roulette	9	645,558	3,154,678	20.5%
4	Big Six	1	55,747	147,318	37.8%
5	Baccarat	3	265,615	2,125,602	12.5%
6	Minibaccarat	8	802,243	5,073,454	15.8%
7	Other Games - (Page 2)	25	1,020,895	6,069,742	16.8%
8	Subtotal - Table and Other Games	91	\$ 6,765,415	\$ 38,455,944	17.6%
9	Poker	0	\$0		
10	Total - Table and Other Games	91	\$ 6,765,415		

Slot Machines:					
11	\$ .01 and .02 Slot Machines	101	1,291,792	11,626,389	11.1%
12	\$ .05 Slot Machines	647	4,400,960	42,245,186	10.4%
13	\$ .25 Slot Machines	1,365	6,600,649	81,772,227	8.1%
14	\$ .50 Slot Machines	218	993,202	16,359,651	6.1%
15	\$ 1.00 Slot Machines	345	2,414,470	32,207,148	7.5%
16	\$ 5.00 Slot Machines	70	1,020,679	21,703,070	4.7%
17	\$ 25.00 Slot Machines	13	241,852	2,048,775	11.8%
18	\$100.00 Slot Machines	6	(65,800)	945,400	-7.0%
19	Multi-denominational Slot Machines	30	276,427	3,329,444	8.3%
20	Other Slot Machines	45	461,663	10,065,724	4.6%
21	Total - Slot Machines	2,840	\$ 17,635,894	\$ 222,303,014	7.9%
22	Total Gross Revenue		<b>\$ 24,401,309</b>		

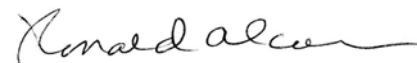
**TAX ON GROSS REVENUE**

23	Year-to-Date Table and Other Games Gross Revenue.....	\$	12,653,539
24	Year-to-Date Slot Machine Gross Revenue.....	\$	34,049,448
25	Year-to-Date Total Gross Revenue.....	<b>\$</b>	<b>46,702,987</b>
26	Tax on Gross Revenue (8% of line 25).....	\$	3,736,239
27	Less - Total Tax Paid in Prior Months.....	\$	1,784,134
28	Total Tax Required for this Month (line 26 less line 27).....	\$	1,952,105
29	Total Progressive Payout Liability - End of Month.....	\$	329,822
30	Authorized Casino Square Footage - End of Month.....		91,366
31	Authorized Simulcasting Square Footage - End of Month.....		0
32	Simulcasting Revenue for the Month.....		\$0
33	Simulcasting Handle for the Month.....		\$0

Under penalties of perjury, I declare that I have examined this report, and to the best of my knowledge and belief, it is true and complete.

August 8, 2005

DATE



Ronald Alcorn

VP of Casino Finance Operations (1623-11)  
TITLE (LICENSE NUMBER)

**TRUMP PLAZA ASSOCIATES**  
**MONTHLY GROSS REVENUE TAX RETURN**  
**SCHEDULE OF OTHER GAMES**  
**FOR THE MONTH OF FEBRUARY 2005**

Line (a)	Type of Game (b)	Authorized Units (c)	Win or (Loss) (d)	Drop/Handle (e)	Win or (Loss) Percentage (f)
1	Red Dog				0.0%
2	Sic Bo	1	38,804	166,186	23.3%
3	Pai Gow Poker	5	226,418	1,079,512	21.0%
4	Pai Gow	3	149,375	672,425	22.2%
5	Pokette				0.0%
6	Double Down Stud Poker				0.0%
7	Keno				0.0%
8	Caribbean Stud Poker	2	109,368	409,301	26.7%
9	Let it Ride Poker	3	50,260	646,362	7.8%
10	Super 7 1/2				0.0%
11	Mini-Craps				0.0%
12	Three Card Poker	5	253,830	2,009,411	12.6%
13	Caribbean Draw Poker				0.0%
14	Mini-Dice				0.0%
15	Fast Action Hold 'Em				0.0%
16	Casino War				0.0%
17	Countdown				0.0%
18	Spanish 21	3	160,381	699,426	22.9%
19	Colorado Hold'Em Poker				0.0%
20	Multi-Bacc				0.0%
21	Wild Aruba Stud Poker				0.0%
22	Monopoly Poker				0.0%
23	Table Slots				0.0%
24	Rainbow Dice				0.0%
25	Triple Shot				0.0%
26	Blackjack Switch				0.0%
27	Let's Get Wild Poker				0.0%
28	Boston 5 Stud Poker	1	5,520	26,804	20.6%
29	Double Cross Poker				0.0%
30	Double Attack Blackjack	1	38,350	214,892	17.8%
31	Shao Pai Gow				0.0%
32	6 to 5 Blackjack				0.0%
33	Four Card Poker	1	(11,411)	145,423	-7.8%
34	Suspense 21				0.0%
35	Two Card Royal				0.0%
36	Players Choice Poker				0.0%
37	Superfun 21				0.0%
38	Hawaii Hi-Lo				0.0%
	Total -(Must agree with line 7 on Pg 1)	25	1,020,895	6,069,742	16.8%

# TRUMP TAJ MAHAL CASINO RESORT

## MONTHLY GROSS REVENUE TAX RETURN

FOR THE MONTH OF FEBRUARY, 2005

### GROSS REVENUE - CURRENT MONTH

Line (a)	Type of Game (b)	Authorized Units (c)	Win or (Loss) (d)	Drop/Handle (e)	Win or (Loss) Percentage (f)
Table and Other Games:					
1	Blackjack	53	\$3,714,343	\$27,785,065	13.4%
2	Craps	11	4,583,241	19,250,850	23.8%
3	Roulette	13	1,347,263	6,038,585	22.3%
4	Big Six	1	95,707	253,868	37.7%
5	Baccarat	4	1,122,041	5,840,913	19.2%
6	Minibaccarat	6	742,695	4,562,481	16.3%
7	Other Games - (Page 2)	41	3,878,423	17,155,728	22.6%
8	Subtotal - Table and Other Games	129	\$ 15,483,713	\$ 80,887,490	19.1%
9	Poker	78	\$1,698,980		
10	Total - Table and Other Games	207	\$ 17,182,693		


Slot Machines:					
11	\$ .01 and .02 Slot Machines	123	1,019,386	7,563,410	13.5%
12	\$ .05 Slot Machines	913	5,618,700	56,179,594	10.0%
13	\$ .25 Slot Machines	2,151	9,894,530	114,855,546	8.6%
14	\$ .50 Slot Machines	325	1,267,359	15,029,099	8.4%
15	\$ 1.00 Slot Machines	688	4,431,070	76,073,969	5.8%
16	\$ 5.00 Slot Machines	135	1,446,174	33,559,955	4.3%
17	\$ 25.00 Slot Machines	13	244,170	5,489,325	4.4%
18	\$100.00 Slot Machines	13	201,500	2,007,700	10.0%
19	Multi-denominational Slot Machines	20	210,439	1,672,361	12.6%
20	Other Slot Machines	38	505,939	6,343,214	8.0%
21	Total - Slot Machines	4,419	\$ 24,839,267	\$ 318,774,173	7.8%
22	Total Gross Revenue		\$ 42,021,960		

### TAX ON GROSS REVENUE

23	Year-to-Date Table and Other Games Gross Revenue.....	\$ 34,655,102	
24	Year-to-Date Slot Machine Gross Revenue.....	\$ 49,166,387	
25	Year-to-Date Total Gross Revenue.....		<b>\$ 83,821,489</b>
26	Tax on Gross Revenue (8% of line 25).....		\$ 6,705,719
27	Less - Total Tax Paid in Prior Months.....		\$ 3,343,962
28	Total Tax Required for this Month (line 26 less line 27).....		\$ 3,361,757
29	Total Progressive Payout Liability - End of Month.....	\$423,880	
30	Authorized Casino Square Footage - End of Month.....	120,549	
31	Authorized Simulcasting Square Footage - End of Month.....	38,547	
32	Simulcasting Revenue for the Month.....	\$79,174	
33	Simulcasting Handle for the Month.....	\$911,740	

Under penalties of perjury, I declare that I have examined this report, and to the best of my knowledge and belief, it is true and complete

03/09/05  
DATE

  
 \_\_\_\_\_  
 Ford Palmer

V P of Casino Fin Ops 4086-11  
TITLE (LICENSE NUMBER)

**TRUMP TAJ MAHAL CASINO RESORT**  
**MONTHLY GROSS REVENUE TAX RETURN**  
**SCHEDULE OF OTHER GAMES**  
**FOR THE MONTH OF FEBRUARY, 2005**

Line (a)	Type of Game (b)	Authorized Units (c)	Win or (Loss) (d)	Drop/Handle (e)	Win or (Loss) Percentage (f)
1	Red Dog				0.0%
2	Sic Bo	1	27,049	64,266	42.1%
3	Pai Gow Poker	7	606,184	1,865,476	32.5%
4	Pai Gow	4	340,392	1,422,540	23.9%
5	Pokette				0.0%
6	Double Down Stud Poker				0.0%
7	Keno	2	38,521	146,799	26.2%
8	Caribbean Stud Poker	3	214,385	760,754	28.2%
9	Let it Ride Poker	3	198,125	1,034,642	19.1%
10	Super 7 1/2				0.0%
11	Mini-Craps				0.0%
12	Three Card Poker	9	1,417,204	8,291,961	17.1%
13	Caribbean Draw Poker				0.0%
14	Mini-Dice				0.0%
15	Fast Action Hold 'Em				0.0%
16	Casino War				0.0%
17	Countdown				0.0%
18	Spanish 21	5	463,145	1,700,459	27.2%
19	Colorado Hold'Em Poker				0.0%
20	Multi-Bacc				0.0%
21	Wild Aruba Stud Poker				0.0%
22	Monopoly Poker				0.0%
23	Table Slots				0.0%
24	Rainbow Dice				0.0%
25	Triple Shot				0.0%
26	Blackjack Switch				0.0%
27	Let's Get Wild Poker				0.0%
28	Boston 5 Stud Poker	1	28,950	115,197	25.1%
29	Double Cross Poker				0.0%
30	Double Attack Blackjack	2	194,880	494,340	39.4%
31	Shao Pai Gow				0.0%
32	6 to 5 Blackjack				0.0%
33	Four Card Poker	4	349,588	1,259,294	27.8%
34	Suspense 21				0.0%
35	Two Card Royal				0.0%
36	Players Choice Poker				0.0%
37	Superfun 21				0.0%
38	Hawaii Hi-Lo				0.0%
	Total -(Must agree with line 7 on Pg 1)	41	3,878,423	17,155,728	22.6%