

# ATLANTIC CITY HILTON (RIH ACQUISITIONS N.J., LLC)

## MONTHLY GROSS REVENUE TAX RETURN

FOR THE MONTH OF AUGUST, 2005

### GROSS REVENUE - AUGUST

Line (a)	Type of Game (b)	Authorized Units (c)	Win or (Loss) (d)	Drop/Handle (e)	Win or (Loss) Percentage (f)
<b>Table and Other Games:</b>					
1	Blackjack	35	\$2,252,137	\$23,593,121	9.5%
2	Craps	8	294,611	9,886,510	3.0%
3	Roulette	8	741,279	4,111,592	18.0%
4	Big Six	0			0.0%
5	Baccarat	1	291,663	2,470,227	11.8%
6	Minibaccarat	7	994,826	7,270,863	13.7%
7	Other Games - (Page 2)	27	2,428,229	11,622,715	20.9%
8	Subtotal - Table and Other Games	86	\$ 7,002,745	\$ 58,955,028	11.9%
9	Poker	0	\$0		
10	Total - Table and Other Games	86	\$ 7,002,745		
<b>Slot Machines:</b>					
11	\$ .01 and .02 Slot Machines	176	1,757,575	12,596,296	14.0%
12	\$ .05 Slot Machines	436	4,989,324	44,720,610	11.2%
13	\$ .25 Slot Machines	819	6,252,292	78,467,486	8.0%
14	\$ .50 Slot Machines	154	1,278,237	15,939,838	8.0%
15	\$ 1.00 Slot Machines	305	3,568,814	49,480,740	7.2%
16	\$ 5.00 Slot Machines	91	1,511,728	32,166,580	4.7%
17	\$ 25.00 Slot Machines	12	158,502	4,574,800	3.5%
18	\$100.00 Slot Machines	12	1,007,550	14,352,900	7.0%
19	Multi-denominational Slot Machines	0			0.0%
20	Other Slot Machines	29	632,260	12,608,262	5.0%
21	Total - Slot Machines	2,034	\$ 21,156,282	\$ 264,907,512	8.0%
22	Total Gross Revenue		\$ 28,159,027		

### TAX ON GROSS REVENUE

23	Year-to-Date Table and Other Games Gross Revenue.....	\$ 32,877,640
24	Year-to-Date Slot Machine Gross Revenue.....	\$ 80,545,379
25	Year-to-Date Total Gross Revenue.....	<b>\$ 113,423,019</b>
26	Tax on Gross Revenue (8% of line 25).....	\$ 9,073,842
27	Less - Total Tax Paid in Prior Months.....	\$ 6,821,119
28	Total Tax Required for this Month (line 26 less line 27).....	\$ 2,252,723
29	Total Progressive Payout Liability - End of Month.....	\$476,353
30	Authorized Casino Square Footage - End of Month.....	59,800
31	Authorized Simulcasting Square Footage - End of Month.....	0
32	Simulcasting Revenue for the Month.....	\$0
33	Simulcasting Handle for the Month.....	\$0

Under penalties of perjury, I declare that I have examined this report, and to the best of my knowledge and belief, it is true and complete

September 6, 2005  
DATE



JOANNE MCKENSIE  
CASINO CONTROLLER - (1231-11)  
TITLE (LICENSE NUMBER)

**ATLANTIC CITY HILTON (RIH ACQUISITIONS N.J., LLC)**  
**MONTHLY GROSS REVENUE TAX RETURN**  
**SCHEDULE OF OTHER GAMES**  
**FOR THE MONTH OF AUGUST, 2005**

Line (a)	Type of Game (b)	Authorized Units (c)	Win or (Loss) (d)	Drop/Handle (e)	Win or (Loss) Percentage (f)
1	Red Dog				0.0%
2	Sic Bo				0.0%
3	Pai Gow Poker	4	482,029	2,403,540	20.1%
4	Pai Gow	3	331,720	2,175,469	15.2%
5	Pokette				0.0%
6	Double Down Stud Poker				0.0%
7	Keno				0.0%
8	Caribbean Stud Poker	2	192,987	686,521	28.1%
9	Let it Ride Poker	3	216,767	894,242	24.2%
10	Super 7 1/2				0.0%
11	Mini-Craps				0.0%
12	Three Card Poker	10	779,332	3,925,567	19.9%
13	Caribbean Draw Poker				0.0%
14	Mini-Dice				0.0%
15	Fast Action Hold 'Em				0.0%
16	Casino War				0.0%
17	Countdown				0.0%
18	Spanish 21	1	50,065	244,384	20.5%
19	Colorado Hold'Em Poker				0.0%
20	Multi-Bacc				0.0%
21	Wild Aruba Stud Poker				0.0%
22	Monopoly Poker				0.0%
23	Table Slots				0.0%
24	Rainbow Dice				0.0%
25	Triple Shot				0.0%
26	Blackjack Switch				0.0%
27	Let's Get Wild Poker				0.0%
28	Boston 5 Stud Poker	0			0.0%
29	Double Cross Poker				0.0%
30	Double Attack Blackjack				0.0%
31	Shao Pai Gow				0.0%
32	6 to 5 Blackjack				0.0%
33	Four Card Poker	2	212,996	783,818	27.2%
34	Suspense 21				0.0%
35	Two Card Royal				0.0%
36	Player's Choice Poker				0.0%
37	Superfun 21				0.0%
38	Hawaii Hi-Lo				0.0%
39	Texas Hold'Em Bonus Poker	2	162,333	509,174	31.9%
40	House Way Pai Gow Poker				0.0%
	Total -(Must agree with line 7 on Pg 1)	27	2,428,229	11,622,715	20.9%

# BALLY'S ATLANTIC CITY

## MONTHLY GROSS REVENUE TAX RETURN

FOR THE MONTH OF AUGUST, 2005

**GROSS REVENUE - CURRENT MONTH**

Line (a)	Type of Game (b)	Authorized Units (c)	Win or (Loss) (d)	Drop/Handle (e)	Win or (Loss) Percentage (f)
<b>Table and Other Games:</b>					
1	Blackjack	74	\$5,220,234	\$38,225,152	13.7%
2	Craps	13	2,138,618	12,287,120	17.4%
3	Roulette	24	2,218,304	9,867,441	22.5%
4	Big Six	2	187,083	452,523	41.3%
5	Baccarat	2	106,218	1,429,562	7.4%
6	Minibaccarat	11	1,456,599	9,046,700	16.1%
7	Other Games - (Page 2)	70	3,746,330	19,468,445	19.2%
8	Subtotal - Table and Other Games	196	\$ 15,073,386	\$ 90,776,943	16.6%
9	Poker	30	\$352,313		
10	<b>Total - Table and Other Games</b>	<b>226</b>	<b>\$ 15,425,699</b>		


<b>Slot Machines:</b>					
11	\$ .01 and .02 Slot Machines	605	5,995,578	43,839,173	13.7%
12	\$ .05 Slot Machines	1,130	9,353,510	85,003,608	11.0%
13	\$ .25 Slot Machines	2,630	16,938,204	204,775,649	8.3%
14	\$ .50 Slot Machines	379	2,860,306	32,096,458	8.9%
15	\$ 1.00 Slot Machines	602	6,386,066	98,380,592	6.5%
16	\$ 5.00 Slot Machines	144	2,135,148	39,120,335	5.5%
17	\$ 25.00 Slot Machines	21	357,226	6,037,200	5.9%
18	\$100.00 Slot Machines	12	85,400	3,954,700	2.2%
19	Multi-denominational Slot Machines	0			0.0%
20	Other Slot Machines	56	816,485	14,304,894	5.7%
21	<b>Total - Slot Machines</b>	<b>5,579</b>	<b>\$ 44,927,923</b>	<b>\$ 527,512,609</b>	<b>8.5%</b>
22	<b>Total Gross Revenue</b>		<b>\$ 60,353,622</b>		

**TAX ON GROSS REVENUE**

23	Year-to-Date Table and Other Games Gross Revenue.....	\$ 111,193,029	
24	Year-to-Date Slot Machine Gross Revenue.....	\$ 322,523,333	
25	Year-to-Date Total Gross Revenue.....		<b>\$ 433,716,362</b>
26	Tax on Gross Revenue (8% of line 25).....		\$ 34,697,309
27	Less - Total Tax Paid in Prior Months.....		\$ 29,869,019
28	<b>Total Tax Required for this Month (line 26 less line 27).....</b>		<b>\$ 4,828,290</b>
29	Total Progressive Payout Liability - End of Month.....	\$1,482,109	
30	Authorized Casino Square Footage - End of Month.....	177,819	
31	Authorized Simulcasting Square Footage - End of Month.....	47,937	
32	Simulcasting Revenue for the Month.....	\$226,512	
33	Simulcasting Handle for the Month.....	\$2,558,872	

Under penalties of perjury, I declare that I have examined this report, and to the best of my knowledge and belief, it is true and complete

09/07/05  
DATE

  
William Pangoras

Casino Controller (1792-11)  
TITLE (LICENSE NUMBER)

**BALLY'S ATLANTIC CITY**  
**MONTHLY GROSS REVENUE TAX RETURN**  
**SCHEDULE OF OTHER GAMES**  
**FOR THE MONTH OF AUGUST, 2005**

Line (a)	Type of Game (b)	Authorized Units (c)	Win or (Loss) (d)	Drop/Handle (e)	Win or (Loss) Percentage (f)
1	Red Dog				0.0%
2	Sic Bo	1	32,592	102,357	31.8%
3	Pai Gow Poker	10	417,204	2,473,033	16.9%
4	Pai Gow	3	158,889	1,170,752	13.6%
5	Pokette				0.0%
6	Double Down Stud Poker				0.0%
7	Keno	4	60,838	198,600	30.6%
8	Caribbean Stud Poker	7	115,873	1,142,923	10.1%
9	Let it Ride Poker	7	181,285	1,510,682	12.0%
10	Super 7 1/2				0.0%
11	Mini-Craps				0.0%
12	Three Card Poker	15	1,256,498	6,676,530	18.8%
13	Caribbean Draw Poker				0.0%
14	Mini-Dice				0.0%
15	Fast Action Hold 'Em				0.0%
16	Casino War				0.0%
17	Countdown				0.0%
18	Spanish 21	10	627,278	2,764,126	22.7%
19	Colorado Hold'Em Poker				0.0%
20	Multi-Bacc				0.0%
21	Wild Aruba Stud Poker				0.0%
22	Monopoly Poker				0.0%
23	Table Slots				0.0%
24	Rainbow Dice				0.0%
25	Triple Shot				0.0%
26	Blackjack Switch				0.0%
27	Let's Get Wild Poker				0.0%
28	Boston 5 Stud Poker				0.0%
29	Double Cross Poker				0.0%
30	Double Attack Blackjack				0.0%
31	Shao Pai Gow				0.0%
32	6 to 5 Blackjack				0.0%
33	Four Card Poker	7	392,145	1,769,389	22.2%
34	Suspense 21				0.0%
35	Two Card Royal	1	27,332	73,048	37.4%
36	Player's Choice Poker				0.0%
37	Superfun 21				0.0%
38	Hawaii Hi-Lo				0.0%
39	Texas Hold'Em Bonus Poker	5	476,396	1,587,005	30.0%
40	House Way Pai Gow Poker				0.0%
	Total -(Must agree with line 7 on Pg 1)	70	3,746,330	19,468,445	19.2%

# BORGATA HOTEL CASINO AND SPA

## MONTHLY GROSS REVENUE TAX RETURN

FOR THE MONTH OF AUGUST, 2005

### GROSS REVENUE - CURRENT MONTH

Line (a)	Type of Game (b)	Authorized Units (c)	Win or (Loss) (d)	Drop/Handle (e)	Win or (Loss) Percentage (f)
<b>Table and Other Games:</b>					
1	Blackjack	57	\$8,273,865	\$83,318,392	9.9%
2	Craps	12	2,661,073	25,488,929	10.4%
3	Roulette	17	2,864,175	13,519,786	21.2%
4	Big Six	1	130,636	252,812	51.7%
5	Baccarat	2	1,340,505	9,345,921	14.3%
6	Minibaccarat	5	1,285,178	6,804,209	18.9%
7	Other Games - (Page 2)	41	5,370,640	23,158,796	23.2%
8	Subtotal - Table and Other Games	135	\$ 21,926,072	\$ 161,888,845	13.5%
9	Poker	34	\$1,533,409		
10	Total - Table and Other Games	169	\$ 23,459,481		
<b>Slot Machines:</b>					
11	\$ .01 and .02 Slot Machines	184	1,762,803	18,837,912	9.4%
12	\$ .05 Slot Machines	1,197	13,540,124	142,198,516	9.5%
13	\$ .25 Slot Machines	1,157	8,530,887	102,811,948	8.3%
14	\$ .50 Slot Machines	176	1,493,872	16,341,361	9.1%
15	\$ 1.00 Slot Machines	403	5,662,665	69,585,026	8.1%
16	\$ 5.00 Slot Machines	88	1,976,463	36,953,855	5.3%
17	\$ 25.00 Slot Machines	16	891,324	17,212,175	5.2%
18	\$100.00 Slot Machines	12	997,138	14,085,700	7.1%
19	Multi-denominational Slot Machines	282	4,522,182	88,933,542	5.1%
20	Other Slot Machines	57	1,189,559	26,720,732	4.5%
21	Total - Slot Machines	3,572	\$ 40,567,017	\$ 533,680,767	7.6%
22	Total Gross Revenue		<b>\$ 64,026,498</b>		

### TAX ON GROSS REVENUE

23	Year-to-Date Table and Other Games Gross Revenue.....	\$ 169,689,210
24	Year-to-Date Slot Machine Gross Revenue.....	\$ 296,175,536
25	Year-to-Date Total Gross Revenue.....	<b>\$ 465,864,746</b>
26	Tax on Gross Revenue (8% of line 25).....	\$ 37,269,180
27	Less - Total Tax Paid in Prior Months.....	\$ 32,147,060
28	Total Tax Required for this Month (line 26 less line 27).....	<b>\$ 5,122,120</b>
29	Total Progressive Payout Liability - End of Month.....	\$844,424
30	Authorized Casino Square Footage - End of Month.....	116,302
31	Authorized Simulcasting Square Footage - End of Month.....	7,951
32	Simulcasting Revenue for the Month.....	\$210,588
33	Simulcasting Handle for the Month.....	\$2,434,253

Under penalties of perjury, I declare that I have examined this report, and to the best of my knowledge and belief, it is true and complete

09-08-2005

DATE

Robert L. Smith Jr.

Casino Controller Lic. #6714-11

**BORGATA HOTEL CASINO AND SPA**  
**MONTHLY GROSS REVENUE TAX RETURN**  
**SCHEDULE OF OTHER GAMES**  
**FOR THE MONTH OF AUGUST, 2005**

Line (a)	Type of Game (b)	Authorized Units (c)	Win or (Loss) (d)	Drop/Handle (e)	Win or (Loss) Percentage (f)
1	Red Dog				0.0%
2	Sic Bo				0.0%
3	Pai Gow Poker	5	635,223	2,576,082	24.7%
4	Pai Gow	2	163,394	1,250,239	13.1%
5	Pokette				0.0%
6	Double Down Stud Poker				0.0%
7	Keno				0.0%
8	Caribbean Stud Poker	3	334,286	1,247,695	26.8%
9	Let it Ride Poker	4	343,562	1,909,104	18.0%
10	Super 7 1/2				0.0%
11	Mini-Craps				0.0%
12	Three Card Poker	12	1,664,856	8,535,403	19.5%
13	Caribbean Draw Poker				0.0%
14	Mini-Dice				0.0%
15	Fast Action Hold 'Em				0.0%
16	Casino War				0.0%
17	Countdown				0.0%
18	Spanish 21	4	522,178	2,055,133	25.4%
19	Colorado Hold'Em Poker				0.0%
20	Multi-Bacc				0.0%
21	Wild Aruba Stud Poker				0.0%
22	Monopoly Poker				0.0%
23	Table Slots				0.0%
24	Rainbow Dice				0.0%
25	Triple Shot				0.0%
26	Blackjack Switch				0.0%
27	Let's Get Wild Poker				0.0%
28	Boston 5 Stud Poker				0.0%
29	Double Cross Poker				0.0%
30	Double Attack Blackjack				0.0%
31	Shao Pai Gow				0.0%
32	6 to 5 Blackjack				0.0%
33	Four Card Poker	5	840,636	3,295,027	25.5%
34	Suspense 21				0.0%
35	Two Card Royal				0.0%
36	Player's Choice Poker				0.0%
37	Superfun 21				0.0%
38	Hawaii Hi-Lo				0.0%
39	Texas Hold'Em Bonus Poker	6	866,505	2,290,113	37.8%
40	House Way Pai Gow Poker				0.0%
	Total -(Must agree with line 7 on Pg 1)	41	5,370,640	23,158,796	23.2%

**CAESARS ATLANTIC CITY**  
**MONTHLY GROSS REVENUE TAX RETURN**  
**FOR THE MONTH OF AUGUST, 2005**

**GROSS REVENUE - CURRENT MONTH**

Line (a)	Type of Game (b)	Authorized Units (c)	Win or (Loss) (d)	Drop/Handle (e)	Win or (Loss) Percentage (f)
Table and Other Games:					
1	Blackjack	57	\$5,688,740	\$42,436,134	13.4%
2	Craps	13	2,420,436	16,955,710	14.3%
3	Roulette	12	1,679,817	9,705,308	17.3%
4	Big Six	2	168,498	392,920	42.9%
5	Baccarat	1	(43,560)	1,695,096	-2.6%
6	Minibaccarat	5	515,161	3,196,440	16.1%
7	Other Games - (Page 2)	45	3,246,937	15,799,317	20.6%
8	Subtotal - Table and Other Games	135	\$ 13,676,029	\$ 90,180,925	15.2%
9	Poker	24	\$363,275		
10	Total - Table and Other Games	159	\$ 14,039,304		

Slot Machines:					
11	\$ .01 and .02 Slot Machines	181	2,277,712	18,249,859	12.5%
12	\$ .05 Slot Machines	613	6,974,207	63,717,753	10.9%
13	\$ .25 Slot Machines	1,399	9,993,639	110,429,394	9.0%
14	\$ .50 Slot Machines	228	1,956,252	21,836,262	9.0%
15	\$ 1.00 Slot Machines	400	5,054,327	63,130,474	8.0%
16	\$ 5.00 Slot Machines	104	2,323,271	33,852,200	6.9%
17	\$ 25.00 Slot Machines	14	263,151	7,475,950	3.5%
18	\$100.00 Slot Machines	18	688,020	5,779,800	11.9%
19	Multi-denominational Slot Machines	372	4,690,512	47,681,569	9.8%
20	Other Slot Machines	74	882,339	21,486,112	4.1%
21	Total - Slot Machines	3,403	\$ 35,103,430	\$ 393,639,373	8.9%
22	Total Gross Revenue		\$ <b>49,142,734</b>		

**TAX ON GROSS REVENUE**

23	Year-to-Date Table and Other Games Gross Revenue.....	\$ 104,718,596
24	Year-to-Date Slot Machine Gross Revenue.....	\$ 245,231,291
25	Year-to-Date Total Gross Revenue.....	<b>\$ 349,949,887</b>
26	Tax on Gross Revenue (8% of line 25).....	\$ 27,995,991
27	Less - Total Tax Paid in Prior Months.....	\$ 24,064,572
28	Total Tax Required for this Month (line 26 less line 27).....	\$ 3,931,419
29	Total Progressive Payout Liability - End of Month.....	\$576,705
30	Authorized Casino Square Footage - End of Month.....	105,357
31	Authorized Simulcasting Square Footage - End of Month.....	25,560
32	Simulcasting Revenue for the Month.....	\$133,257
33	Simulcasting Handle for the Month.....	\$1,524,278

Under penalties of perjury, I declare that I have examined this report, and to the best of my knowledge and belief, it is true and complete.

September 9, 2005

DATE



ALEX FIGUERAS

7438-11

TITLE (LICENSE NUMBER)

**CAESARS ATLANTIC CITY**  
**MONTHLY GROSS REVENUE TAX RETURN**  
**SCHEDULE OF OTHER GAMES**  
**FOR THE MONTH OF AUGUST, 2005**

Line (a)	Type of Game (b)	Authorized Units (c)	Win or (Loss) (d)	Drop/Handle (e)	Win or (Loss) Percentage (f)
1	Red Dog				0.0%
2	Sic Bo	1	80,596	341,475	23.6%
3	Pai Gow Poker	4	159,948	881,512	18.1%
4	Pai Gow	2	89,318	314,316	28.4%
5	Pokette				0.0%
6	Double Down Stud Poker				0.0%
7	Keno	6	141,366	541,046	26.1%
8	Caribbean Stud Poker	4	263,122	1,159,630	22.7%
9	Let it Ride Poker	4	131,864	1,055,321	12.5%
10	Super 7 1/2				0.0%
11	Mini-Craps				0.0%
12	Three Card Poker	9	1,194,528	6,639,125	18.0%
13	Caribbean Draw Poker				0.0%
14	Mini-Dice				0.0%
15	Fast Action Hold 'Em				0.0%
16	Casino War				0.0%
17	Countdown				0.0%
18	Spanish 21	6	575,294	2,075,563	27.7%
19	Colorado Hold'Em Poker				0.0%
20	Multi-Bacc				0.0%
21	Wild Aruba Stud Poker				0.0%
22	Monopoly Poker				0.0%
23	Table Slots				0.0%
24	Rainbow Dice				0.0%
25	Triple Shot				0.0%
26	Blackjack Switch				0.0%
27	Let's Get Wild Poker				0.0%
28	Boston 5 Stud Poker	1	(1,807)	149,554	-1.2%
29	Double Cross Poker				0.0%
30	Double Attack Blackjack	1	86,804	288,516	30.1%
31	Shao Pai Gow				0.0%
32	6 to 5 Blackjack				0.0%
33	Four Card Poker	4	252,194	1,394,234	18.1%
34	Suspense 21				0.0%
35	Two Card Royal				0.0%
36	Player's Choice Poker				0.0%
37	Superfun 21				0.0%
38	Hawaii Hi-Lo				0.0%
39	Texas Hold'Em Bonus Poker	3	273,710	959,025	28.5%
40	House Way Pai Gow Poker				0.0%
	Total -(Must agree with line 7 on Pg 1)	45	3,246,937	15,799,317	20.6%

# HARRAH'S CASINO HOTEL

## MONTHLY GROSS REVENUE TAX RETURN

FOR THE MONTH OF AUGUST, 2005

**GROSS REVENUE - CURRENT MONTH**

Line (a)	Type of Game (b)	Authorized Units (c)	Win or (Loss) (d)	Drop/Handle (e)	Win or (Loss) Percentage (f)
Table and Other Games:					
1	Blackjack	35	\$1,249,716	\$12,779,340	9.8%
2	Craps	6	789,582	5,024,889	15.7%
3	Roulette	10	809,876	3,525,730	23.0%
4	Big Six	1	48,055	132,984	36.1%
5	Baccarat	0	0	0	0.0%
6	Minibaccarat	1	25,936	211,316	12.3%
7	Other Games - (Page 2)	31	1,668,065	8,008,039	20.8%
8	Subtotal - Table and Other Games	84	\$ 4,591,230	\$ 29,682,298	15.5%
9	Poker	28	\$295,097		
10	Total - Table and Other Games	112	\$ 4,886,327		

Slot Machines:					
11	\$ .01 and .02 Slot Machines	237	3,924,664	22,834,847	17.2%
12	\$ .05 Slot Machines	700	6,568,138	59,554,812	11.0%
13	\$ .25 Slot Machines	1,711	12,695,175	164,391,999	7.7%
14	\$ .50 Slot Machines	266	1,369,314	23,430,767	5.8%
15	\$ 1.00 Slot Machines	735	8,539,855	102,830,699	8.3%
16	\$ 5.00 Slot Machines	112	2,847,335	36,423,265	7.8%
17	\$ 25.00 Slot Machines	15	529,259	9,806,225	5.4%
18	\$100.00 Slot Machines	10	270,539	4,990,800	5.4%
19	Multi-denominational Slot Machines	267	3,173,137	36,104,181	8.8%
20	Other Slot Machines	74	1,244,872	16,651,451	7.5%
21	Total - Slot Machines	4,127	\$ 41,162,288	\$ 477,019,046	8.6%
22	Total Gross Revenue		<b>\$ 46,048,615</b>		

**TAX ON GROSS REVENUE**

23	Year-to-Date Table and Other Games Gross Revenue.....	\$ 34,439,102	
24	Year-to-Date Slot Machine Gross Revenue.....	\$ 281,054,551	
25	Year-to-Date Total Gross Revenue.....		<b>\$ 315,493,653</b>
26	Tax on Gross Revenue (8% of line 25).....		\$ 25,239,492
27	Less - Total Tax Paid in Prior Months.....		\$ 21,555,603
28	Total Tax Required for this Month (line 26 less line 27).....		\$ 3,683,889
29	Total Progressive Payout Liability - End of Month.....	\$ 334,992	
30	Authorized Casino Square Footage - End of Month.....	141,900	
31	Authorized Simulcasting Square Footage - End of Month.....	0	
32	Simulcasting Revenue for the Month.....	\$0	
33	Simulcasting Handle for the Month.....	\$0	

Under penalties of perjury, I declare that I have examined this report, and to the best of my knowledge and belief, it is true and complete

SEPTEMBER 8, 2005  
DATE

  
Lisa Sutor

Operations Controller 7263-11  
TITLE (LICENSE NUMBER)

**HARRAH'S CASINO HOTEL**  
**MONTHLY GROSS REVENUE TAX RETURN**  
**SCHEDULE OF OTHER GAMES**  
**FOR THE MONTH OF AUGUST, 2005**

Line (a)	Type of Game (b)	Authorized Units (c)	Win or (Loss) (d)	Drop/Handle (e)	Win or (Loss) Percentage (f)
1	Red Dog				0.0%
2	Sic Bo				0.0%
3	Pai Gow Poker	1	30,905	188,663	16.4%
4	Pai Gow				0.0%
5	Pokette				0.0%
6	Double Down Stud Poker				0.0%
7	Keno	4	89,356	214,578	41.6%
8	Caribbean Stud Poker	3	76,791	486,580	15.8%
9	Let it Ride Poker	4	165,455	1,236,721	13.4%
10	Super 7 1/2				0.0%
11	Mini-Craps				0.0%
12	Three Card Poker	12	825,665	4,086,641	20.2%
13	Caribbean Draw Poker				0.0%
14	Mini-Dice				0.0%
15	Fast Action Hold 'Em				0.0%
16	Casino War				0.0%
17	Countdown				0.0%
18	Spanish 21	1	43,753	252,083	17.4%
19	Colorado Hold'Em Poker				0.0%
20	Multi-Bacc				0.0%
21	Wild Aruba Stud Poker				0.0%
22	Monopoly Poker				0.0%
23	Table Slots				0.0%
24	Rainbow Dice				0.0%
25	Triple Shot				0.0%
26	Blackjack Switch				0.0%
27	Let's Get Wild Poker				0.0%
28	Boston 5 Stud Poker				0.0%
29	Double Cross Poker				0.0%
30	Double Attack Blackjack				0.0%
31	Shao Pai Gow				0.0%
32	6 to 5 Blackjack				0.0%
33	Four Card Poker	2	232,170	708,686	32.8%
34	Suspense 21				0.0%
35	Two Card Royal				0.0%
36	Player's Choice Poker				0.0%
37	Superfun 21				0.0%
38	Hawaii Hi-Lo				0.0%
39	Texas Hold'Em Bonus Poker	4	203,970	834,087	24.5%
40	Hosue Way Pai Gow Poker				0.0%
	Total -(Must agree with line 7 on Pg 1)	31	1,668,065	8,008,039	20.8%

# RESORTS ATLANTIC CITY

## MONTHLY GROSS REVENUE TAX RETURN

FOR THE MONTH OF AUGUST, 2005

**GROSS REVENUE - CURRENT MONTH**

Line (a)	Type of Game (b)	Authorized Units (c)	Win or (Loss) (d)	Drop/Handle (e)	Win or (Loss) Percentage (f)
<b>Table and Other Games:</b>					
1	Blackjack	39	\$1,808,292	\$18,046,612	10.0%
2	Craps	6	1,210,678	5,864,343	20.6%
3	Roulette	10	766,379	3,421,254	22.4%
4	Big Six	1	16,308	66,047	24.7%
5	Baccarat	4	(110,954)	4,597,669	-2.4%
6	Minibaccarat	4	575,475	4,174,605	13.8%
7	Other Games - (Page 2)	17	1,253,479	5,897,626	21.3%
8	Subtotal - Table and Other Games	81	\$ 5,519,657	\$ 42,068,156	13.1%
9	Poker	6	\$72,884		
10	<b>Total - Table and Other Games</b>	<b>87</b>	<b>\$ 5,592,541</b>		

<b>Slot Machines:</b>					
11	\$ .01 and .02 Slot Machines	169	1,600,125	15,613,171	10.2%
12	\$ .05 Slot Machines	552	3,726,458	36,266,848	10.3%
13	\$ .25 Slot Machines	1,080	5,510,606	67,784,637	8.1%
14	\$ .50 Slot Machines	131	929,201	11,112,568	8.4%
15	\$ 1.00 Slot Machines	252	1,819,574	30,450,776	6.0%
16	\$ 5.00 Slot Machines	79	930,469	15,685,080	5.9%
17	\$ 25.00 Slot Machines	7	245,586	2,365,525	10.4%
18	\$100.00 Slot Machines	7	262,000	1,825,700	14.4%
19	Multi-denominational Slot Machines	564	4,618,535	43,313,254	10.7%
20	Other Slot Machines	21	153,195	3,741,664	4.1%
21	<b>Total - Slot Machines</b>	<b>2,862</b>	<b>\$ 19,795,749</b>	<b>\$ 228,159,223</b>	<b>8.7%</b>
22	<b>Total Gross Revenue</b>		<b>\$ 25,388,290</b>		

**TAX ON GROSS REVENUE**

23	Year-to-Date Table and Other Games Gross Revenue.....	\$ 45,749,261	
24	Year-to-Date Slot Machine Gross Revenue.....	\$ 136,364,918	
25	Year-to-Date Total Gross Revenue.....		<b>\$ 182,114,179</b>
26	Tax on Gross Revenue (8% of line 25).....		\$ 14,569,134
27	Less - Total Tax Paid in Prior Months.....		\$ 12,538,071
28	<b>Total Tax Required for this Month (line 26 less line 27).....</b>		<b>\$ 2,031,063</b>
29	Total Progressive Payout Liability - End of Month.....	\$178,326	
30	Authorized Casino Square Footage - End of Month.....	83,179	
31	Authorized Simulcasting Square Footage - End of Month.....	16,959	
32	Simulcasting Revenue for the Month.....	\$49,467	
33	Simulcasting Handle for the Month.....	\$564,222	

Under penalties of perjury, I declare that I have examined this report, and to the best of my knowledge and belief, it is true and complete

September 15, 2005  
DATE

  
ANDREW BARTH

Director Operational Accounting 7703-11  
TITLE (LICENSE NUMBER)

**RESORTS ATLANTIC CITY**  
**MONTHLY GROSS REVENUE TAX RETURN**  
**SCHEDULE OF OTHER GAMES**  
**FOR THE MONTH OF AUGUST, 2005**

Line (a)	Type of Game (b)	Authorized Units (c)	Win or (Loss) (d)	Drop/Handle (e)	Win or (Loss) Percentage (f)
1	Red Dog				0.0%
2	Sic Bo				0.0%
3	Pai Gow Poker	1	78,703	365,727	21.5%
4	Pai Gow	1	75,829	428,211	17.7%
5	Pokette				0.0%
6	Double Down Stud Poker				0.0%
7	Keno				0.0%
8	Caribbean Stud Poker	1	73,347	274,967	26.7%
9	Let it Ride Poker	2	119,055	640,550	18.6%
10	Super 7 1/2				0.0%
11	Mini-Craps				0.0%
12	Three Card Poker	6	514,351	2,720,123	18.9%
13	Caribbean Draw Poker				0.0%
14	Mini-Dice				0.0%
15	Fast Action Hold 'Em				0.0%
16	Casino War				0.0%
17	Countdown				0.0%
18	Spanish 21	2	108,952	506,074	21.5%
19	Colorado Hold'Em Poker				0.0%
20	Multi-Bacc				0.0%
21	Wild Aruba Stud Poker				0.0%
22	Monopoly Poker				0.0%
23	Table Slots				0.0%
24	Rainbow Dice				0.0%
25	Triple Shot				0.0%
26	Blackjack Switch				0.0%
27	Let's Get Wild Poker				0.0%
28	Boston 5 Stud Poker				0.0%
29	Double Cross Poker				0.0%
30	Double Attack Blackjack				0.0%
31	Shao Pai Gow				0.0%
32	6 to 5 Blackjack				0.0%
33	Four Card Poker	2	176,578	578,967	30.5%
34	Suspense 21				0.0%
35	Two Card Royal				0.0%
36	Player's Choice Poker				0.0%
37	Superfun 21				0.0%
38	Hawaii Hi-Lo				0.0%
39	Texas Hold'Em Bonus Poker	2	106,664	383,007	27.8%
40	House Way Pai Gow Poker				0.0%
	Total -(Must agree with line 7 on Pg 1)	17	1,253,479	5,897,626	21.3%

# SANDS CASINO AND HOTEL

## MONTHLY GROSS REVENUE TAX RETURN

FOR THE MONTH OF AUGUST, 2005

**GROSS REVENUE - CURRENT MONTH**

Line (a)	Type of Game (b)	Authorized Units (c)	Win or (Loss) (d)	Drop/Handle (e)	Win or (Loss) Percentage (f)
<b>Table and Other Games:</b>					
1	Blackjack	36	\$836,458	\$9,708,494	8.6%
2	Craps	4	364,505	3,782,688	9.6%
3	Roulette	9	526,995	2,380,053	22.1%
4	Big Six	2	86,121	212,838	40.5%
5	Baccarat	2	118,976	589,683	20.2%
6	Minibaccarat	4	771,220	3,571,779	21.6%
7	Other Games - (Page 2)	22	792,557	4,642,884	17.1%
8	Subtotal - Table and Other Games	79	\$ 3,496,832	\$ 24,888,419	14.1%
9	Poker	14	\$84,603		
10	<b>Total - Table and Other Games</b>	<b>93</b>	<b>\$ 3,581,435</b>		

<b>Slot Machines:</b>					
11	\$ .01 and .02 Slot Machines	114	767,257	6,942,874	11.1%
12	\$ .05 Slot Machines	409	3,184,128	28,208,938	11.3%
13	\$ .25 Slot Machines	1,004	5,042,609	60,202,505	8.4%
14	\$ .50 Slot Machines	77	458,746	4,516,156	10.2%
15	\$ 1.00 Slot Machines	245	1,749,581	24,790,881	7.1%
16	\$ 5.00 Slot Machines	57	880,754	12,111,855	7.3%
17	\$ 25.00 Slot Machines	12	259,581	5,161,000	5.0%
18	\$100.00 Slot Machines	6	22,800	1,468,300	1.6%
19	Multi-denominational Slot Machines	209	1,259,985	18,936,103	6.7%
20	Other Slot Machines	28	263,834	5,840,388	4.5%
21	<b>Total - Slot Machines</b>	<b>2,161</b>	<b>\$ 13,889,275</b>	<b>\$ 168,179,000</b>	<b>8.3%</b>
22	<b>Total Gross Revenue</b>		<b>\$ 17,470,710</b>		

**TAX ON GROSS REVENUE**

23	Year-to-Date Table and Other Games Gross Revenue.....	\$ 28,191,977	
24	Year-to-Date Slot Machine Gross Revenue.....	\$ 96,913,563	
25	Year-to-Date Total Gross Revenue.....		<b>\$ 125,105,540</b>
26	Tax on Gross Revenue (8% of line 25).....		\$ 10,008,443
27	Less - Total Tax Paid in Prior Months.....		\$ 8,610,786
28	<b>Total Tax Required for this Month (line 26 less line 27).....</b>		<b>\$ 1,397,657</b>
29	Total Progressive Payout Liability - End of Month.....	\$560,210	
30	Authorized Casino Square Footage - End of Month.....	56,994	
31	Authorized Simulcasting Square Footage - End of Month.....	22,808	
32	Simulcasting Revenue for the Month.....	\$36,599	
33	Simulcasting Handle for the Month.....	\$414,586	

Under penalties of perjury, I declare that I have examined this report, and to the best of my knowledge and belief, it is true and complete

9/08/05

Date



Name

VP Finance 2892-11

Title/License Number

**SANDS CASINO AND HOTEL**  
**MONTHLY GROSS REVENUE TAX RETURN**  
**SCHEDULE OF OTHER GAMES**  
**FOR THE MONTH OF AUGUST, 2005**

Line (a)	Type of Game (b)	Authorized Units (c)	Win or (Loss) (d)	Drop/Handle (e)	Win or (Loss) Percentage (f)
1	Red Dog				0.0%
2	Sic Bo				0.0%
3	Pai Gow Poker	2	42,591	400,631	10.6%
4	Pai Gow	2	51,254	390,703	13.1%
5	Pokette				0.0%
6	Double Down Stud Poker				0.0%
7	Keno				0.0%
8	Caribbean Stud Poker	1	(60,092)	245,850	-24.4%
9	Let it Ride Poker	3	23,978	371,202	6.5%
10	Super 7 1/2				0.0%
11	Mini-Craps				0.0%
12	Three Card Poker	8	502,169	2,228,162	22.5%
13	Caribbean Draw Poker				0.0%
14	Mini-Dice				0.0%
15	Fast Action Hold 'Em				0.0%
16	Casino War				0.0%
17	Countdown				0.0%
18	Spanish 21	2	87,290	470,841	18.5%
19	Colorado Hold'Em Poker				0.0%
20	Multi-Bacc				0.0%
21	Wild Aruba Stud Poker				0.0%
22	Monopoly Poker				0.0%
23	Table Slots				0.0%
24	Rainbow Dice				0.0%
25	Triple Shot				0.0%
26	Blackjack Switch				0.0%
27	Let's Get Wild Poker				0.0%
28	Boston 5 Stud Poker				0.0%
29	Double Cross Poker				0.0%
30	Double Attack Blackjack				0.0%
31	Shao Pai Gow				0.0%
32	6 to 5 Blackjack				0.0%
33	Four Card Poker				0.0%
34	Suspense 21				0.0%
35	Two Card Royal				0.0%
36	Player's Choice Poker				0.0%
37	Superfun 21				0.0%
38	Hawaii Hi-Lo				0.0%
39	Texas Hold'Em Bonus Poker	4	145,367	535,495	27.1%
40	House Way Pai Gow Poker				0.0%
	Total -(Must agree with line 7 on Pg 1)	22	792,557	4,642,884	17.1%

# SHOWBOAT

## MONTHLY GROSS REVENUE TAX RETURN

FOR THE MONTH OF AUGUST, 2005

**GROSS REVENUE - CURRENT MONTH**

Line (a)	Type of Game (b)	Authorized Units (c)	Win or (Loss) (d)	Drop/Handle (e)	Win or (Loss) Percentage (f)
Table and Other Games:					
1	Blackjack	37	\$1,702,215	\$12,134,893	14.0%
2	Craps	6	696,175	4,621,354	15.1%
3	Roulette	8	617,078	2,808,394	22.0%
4	Big Six	1	75,338	202,088	37.3%
5	Baccarat	1	101,415	574,804	17.6%
6	Minibaccarat	3	286,825	2,192,884	13.1%
7	Other Games - (Page 2)	20	1,227,529	6,448,779	19.0%
8	Subtotal - Table and Other Games	76	\$ 4,706,575	\$ 28,983,196	16.2%
9	Poker	25	\$191,184		
10	Total - Table and Other Games	101	\$ 4,897,759		

Slot Machines:					
11	\$ .01 and .02 Slot Machines	384	3,632,476	29,218,226	12.4%
12	\$ .05 Slot Machines	741	8,190,625	71,143,757	11.5%
13	\$ .25 Slot Machines	1,848	13,882,432	157,849,868	8.8%
14	\$ .50 Slot Machines	153	1,580,009	11,471,948	13.8%
15	\$ 1.00 Slot Machines	440	4,313,038	54,439,858	7.9%
16	\$ 5.00 Slot Machines	65	1,246,403	18,097,175	6.9%
17	\$ 25.00 Slot Machines	4	26,081	1,872,675	1.4%
18	\$100.00 Slot Machines	4	113,347	1,274,700	8.9%
19	Multi-denominational Slot Machines	354	3,335,085	32,682,722	10.2%
20	Other Slot Machines	33	161,237	7,303,055	2.2%
21	Total - Slot Machines	4,026	\$ 36,480,733	\$ 385,353,984	9.5%
22	Total Gross Revenue		\$ 41,378,492		

**TAX ON GROSS REVENUE**

23	Year-to-Date Table and Other Games Gross Revenue.....	\$ 30,056,565	
24	Year-to-Date Slot Machine Gross Revenue.....	\$ 245,180,388	
25	Year-to-Date Total Gross Revenue.....		<b>\$ 275,236,953</b>
26	Tax on Gross Revenue (8% of line 25).....		\$ 22,018,956
27	Less - Total Tax Paid in Prior Months.....		\$ 18,708,677
28	Total Tax Required for this Month (line 26 less line 27).....		\$ 3,310,279
29	Total Progressive Payout Liability - End of Month.....	\$416,410	
30	Authorized Casino Square Footage - End of Month.....	113,010	
31	Authorized Simulcasting Square Footage - End of Month.....	14,968	
32	Simulcasting Revenue for the Month.....	\$38,219	
33	Simulcasting Handle for the Month.....	\$449,108	

Under penalties of perjury, I declare that I have examined this report, and to the best of my knowledge and belief, it is true and complete

September 9, 2005  
DATE



Karen Worman

Operations Controller 6320-11  
TITLE (LICENSE NUMBER)

**SHOWBOAT**  
**MONTHLY GROSS REVENUE TAX RETURN**  
**SCHEDULE OF OTHER GAMES**  
**FOR THE MONTH OF AUGUST, 2005**

Line (a)	Type of Game (b)	Authorized Units (c)	Win or (Loss) (d)	Drop/Handle (e)	Win or (Loss) Percentage (f)
1	Red Dog				0.0%
2	Sic Bo				0.0%
3	Pai Gow Poker	2	91,865	462,020	19.9%
4	Pai Gow	2	66,287	565,837	11.7%
5	Pokette				0.0%
6	Double Down Stud Poker				0.0%
7	Keno				0.0%
8	Caribbean Stud Poker	1	84,761	316,393	26.8%
9	Let it Ride Poker	3	128,503	823,326	15.6%
10	Super 7 1/2				0.0%
11	Mini-Craps				0.0%
12	Three Card Poker	9	621,580	3,309,290	18.8%
13	Caribbean Draw Poker				0.0%
14	Mini-Dice				0.0%
15	Fast Action Hold 'Em				0.0%
16	Casino War				0.0%
17	Countdown				0.0%
18	Spanish 21	1	98,467	355,638	27.7%
19	Colorado Hold'Em Poker				0.0%
20	Multi-Bacc				0.0%
21	Wild Aruba Stud Poker				0.0%
22	Monopoly Poker				0.0%
23	Table Slots				0.0%
24	Rainbow Dice				0.0%
25	Triple Shot				0.0%
26	Blackjack Switch				0.0%
27	Let's Get Wild Poker				0.0%
28	Boston 5 Stud Poker				0.0%
29	Double Cross Poker				0.0%
30	Double Attack Blackjack	1	80,856	325,544	24.8%
31	Shao Pai Gow				0.0%
32	6 to 5 Blackjack				0.0%
33	Four Card Poker	1	55,210	290,731	19.0%
34	Suspense 21				0.0%
35	Two Card Royal				0.0%
36	Player's Choice Poker				0.0%
37	Superfun 21				0.0%
38	Hawaii Hi-Lo				0.0%
39	Texas Hold'Em Bonus Poker				0.0%
40	House Way Pai Gow Poker				0.0%
	Total -(Must agree with line 7 on Pg 1)	20	1,227,529	6,448,779	19.0%

# TROPICANA CASINO AND RESORT

## MONTHLY GROSS REVENUE TAX RETURN

FOR THE MONTH OF AUGUST, 2005

**GROSS REVENUE - CURRENT MONTH**

Line (a)	Type of Game (b)	Authorized Units (c)	Win or (Loss) (d)	Drop/Handle (e)	Win or (Loss) Percentage (f)
<b>Table and Other Games:</b>					
1	Blackjack	85	\$5,370,541	\$34,372,996	15.6%
2	Craps	9	1,797,386	11,737,930	15.3%
3	Roulette	15	1,955,243	8,082,451	24.2%
4	Big Six	1	35,249	100,701	35.0%
5	Baccarat	2	265,032	2,042,558	13.0%
6	Minibaccarat	6	581,630	5,249,002	11.1%
7	Other Games - (Page 2)	34	2,465,861	13,191,916	18.7%
8	Subtotal - Table and Other Games	152	\$ 12,470,942	\$ 74,777,554	16.7%
9	Poker	48	\$1,156,958		
10	<b>Total - Table and Other Games</b>	<b>200</b>	<b>\$ 13,627,900</b>		

<b>Slot Machines:</b>					
11	\$ .01 and .02 Slot Machines	398	2,356,302	19,601,484	12.0%
12	\$ .05 Slot Machines	904	5,012,901	49,483,707	10.1%
13	\$ .25 Slot Machines	1,596	8,701,600	98,779,632	8.8%
14	\$ .50 Slot Machines	180	800,542	13,331,598	6.0%
15	\$ 1.00 Slot Machines	603	5,103,447	63,396,441	8.1%
16	\$ 5.00 Slot Machines	98	1,284,841	20,331,405	6.3%
17	\$ 25.00 Slot Machines	16	268,800	5,085,625	5.3%
18	\$100.00 Slot Machines	12	60,876	2,332,800	2.6%
19	Multi-denominational Slot Machines	463	4,858,964	56,561,542	8.6%
20	Other Slot Machines	74	917,489	18,455,518	5.0%
21	<b>Total - Slot Machines</b>	<b>4,344</b>	<b>\$ 29,365,762</b>	<b>\$ 347,359,752</b>	<b>8.5%</b>
22	<b>Total Gross Revenue</b>		<b>\$ 42,993,662</b>		

**TAX ON GROSS REVENUE**

23	Year-to-Date Table and Other Games Gross Revenue.....	\$ 94,737,623	
24	Year-to-Date Slot Machine Gross Revenue.....	\$ 203,462,203	
25	Year-to-Date Total Gross Revenue.....	<b>\$ 298,199,826</b>	
26	Tax on Gross Revenue (8% of line 25).....	\$ 23,855,986	
27	Less - Total Tax Paid in Prior Months.....	\$ 20,416,493	
28	<b>Total Tax Required for this Month (line 26 less line 27).....</b>	<b>\$ 3,439,493</b>	
29	Total Progressive Payout Liability - End of Month.....	\$1,102,199	
30	Authorized Casino Square Footage - End of Month.....	140,911	
31	Authorized Simulcasting Square Footage - End of Month.....	8,380	
32	Simulcasting Revenue for the Month.....	\$116,393	
33	Simulcasting Handle for the Month.....	\$1,331,077	

Under penalties of perjury, I declare that I have examined this report, and to the best of my knowledge and belief, it is true and complete

9/7/05  
DATE



Donna L Hogan

Asst VP Casino Finance 7156-11  
TITLE (LICENSE NUMBER)

**TROPICANA CASINO AND RESORT  
MONTHLY GROSS REVENUE TAX RETURN  
SCHEDULE OF OTHER GAMES  
FOR THE MONTH OF AUGUST, 2005**

Line (a)	Type of Game (b)	Authorized Units (c)	Win or (Loss) (d)	Drop/Handle (e)	Win or (Loss) Percentage (f)
1	Red Dog				0.0%
2	Sic Bo				0.0%
3	Pai Gow Poker	4	235,185	1,433,619	16.4%
4	Pai Gow	6	371,831	1,831,746	20.3%
5	Pokette				0.0%
6	Double Down Stud Poker				0.0%
7	Keno				0.0%
8	Caribbean Stud Poker	3	225,035	792,098	28.4%
9	Let it Ride Poker	3	210,536	1,224,698	17.2%
10	Super 7 1/2				0.0%
11	Mini-Craps				0.0%
12	Three Card Poker	12	892,683	5,694,047	15.7%
13	Caribbean Draw Poker				0.0%
14	Mini-Dice				0.0%
15	Fast Action Hold 'Em				0.0%
16	Casino War				0.0%
17	Countdown				0.0%
18	Spanish 21	2	175,173	750,576	23.3%
19	Colorado Hold'Em Poker				0.0%
20	Multi-Bacc				0.0%
21	Wild Aruba Stud Poker				0.0%
22	Monopoly Poker				0.0%
23	Table Slots				0.0%
24	Rainbow Dice				0.0%
25	Triple Shot				0.0%
26	Blackjack Switch				0.0%
27	Let's Get Wild Poker				0.0%
28	Boston 5 Stud Poker	2	115,228	456,433	25.2%
29	Double Cross Poker				0.0%
30	Double Attack Blackjack				0.0%
31	Shao Pai Gow				0.0%
32	6 to 5 Blackjack				0.0%
33	Four Card Poker	2	240,190	1,008,699	23.8%
34	Suspense 21				0.0%
35	Two Card Royal				0.0%
36	Player's Choice Poker				0.0%
37	Superfun 21				0.0%
38	Hawaii Hi-Lo				0.0%
39	Texas Hold'Em Bonus Poker				0.0%
40	House Way Pai Gow Poker				0.0%
	Total -(Must agree with line 7 on Pg 1)	34	2,465,861	13,191,916	18.7%

# TRUMP MARINA

## MONTHLY GROSS REVENUE TAX RETURN

FOR THE MONTH OF AUGUST, 2005

**GROSS REVENUE - CURRENT MONTH**

Line (a)	Type of Game (b)	Authorized Units (c)	Win or (Loss) (d)	Drop/Handle (e)	Win or (Loss) Percentage (f)
<b>Table and Other Games:</b>					
1	Blackjack	35	\$1,466,013	\$11,867,323	12.4%
2	Craps	7	892,618	5,526,387	16.2%
3	Roulette	8	347,216	2,290,606	15.2%
4	Big Six	1	11,842	28,868	41.0%
5	Baccarat	2	367,553	1,159,249	31.7%
6	Minibaccarat	3	150,061	1,954,253	7.7%
7	Other Games - (Page 2)	27	1,610,601	6,442,020	25.0%
8	Subtotal - Table and Other Games	83	\$ 4,845,904	\$ 29,268,706	16.6%
9	Poker	0	\$0		
10	<b>Total - Table and Other Games</b>	<b>83</b>	<b>\$ 4,845,904</b>		

<b>Slot Machines:</b>					
11	\$ .01 and .02 Slot Machines	135	1,477,076	14,304,734	10.3%
12	\$ .05 Slot Machines	691	4,992,408	52,202,524	9.6%
13	\$ .25 Slot Machines	924	5,570,675	68,485,819	8.1%
14	\$ .50 Slot Machines	83	551,521	7,639,062	7.2%
15	\$ 1.00 Slot Machines	357	2,990,887	43,979,040	6.8%
16	\$ 5.00 Slot Machines	74	869,379	13,182,715	6.6%
17	\$ 25.00 Slot Machines	11	131,681	4,739,300	2.8%
18	\$100.00 Slot Machines	6	85,313	460,500	18.5%
19	Multi-denominational Slot Machines	149	1,009,228	9,023,008	11.2%
20	Other Slot Machines	35	392,747	6,240,074	6.3%
21	<b>Total - Slot Machines</b>	<b>2,465</b>	<b>\$ 18,070,915</b>	<b>\$ 220,256,776</b>	<b>8.2%</b>
22	<b>Total Gross Revenue</b>		<b>\$ 22,916,819</b>		

**TAX ON GROSS REVENUE**

23	Year-to-Date Table and Other Games Gross Revenue.....	\$	36,847,431
24	Year-to-Date Slot Machine Gross Revenue.....	\$	140,270,392
25	Year-to-Date Total Gross Revenue.....	<b>\$</b>	<b>177,117,823</b>
26	Tax on Gross Revenue (8% of line 25).....	\$	14,169,426
27	Less - Total Tax Paid in Prior Months.....	\$	12,336,080
28	<b>Total Tax Required for this Month (line 26 less line 27).....</b>	<b>\$</b>	<b>1,833,346</b>
29	Total Progressive Payout Liability - End of Month.....	\$	444,319
30	Authorized Casino Square Footage - End of Month.....	\$	66,981
31	Authorized Simulcasting Square Footage - End of Month.....	\$	14,601
32	Simulcasting Revenue for the Month.....	\$	45,104
33	Simulcasting Handle for the Month.....	\$	419,414

Under penalties of perjury, I declare that I have examined this report, and to the best of my knowledge and belief, it is true and complete

September 9, 2005

DATE



James J. McCarthy

VP Casino/Hotel Finance 01996-11

CCC-101

**TRUMP MARINA**  
**MONTHLY GROSS REVENUE TAX RETURN**  
**SCHEDULE OF OTHER GAMES**  
**FOR THE MONTH OF AUGUST, 2005**

Line (a)	Type of Game (b)	Authorized Units (c)	Win or (Loss) (d)	Drop/Handle (e)	Win or (Loss) Percentage (f)
1	Red Dog	0	\$0	\$0	0.0%
2	Sic Bo	0	0	0	0.0%
3	Pai Gow Poker	2	116,587	440,883	26.4%
4	Pai Gow	1	40,062	98,211	40.8%
5	Pokette	0	0	0	0.0%
6	Double Down Stud Poker	0	0	0	0.0%
7	Keno	0	0	0	0.0%
8	Caribbean Stud Poker	2	182,919	639,073	28.6%
9	Let it Ride Poker	3	164,533	898,281	18.3%
10	Super 7 1/2	0	0	0	0.0%
11	Mini-Craps	0	0	0	0.0%
12	Three Card Poker	7	593,869	2,784,374	21.3%
13	Caribbean Draw Poker	0	0	0	0.0%
14	Mini-Dice	0	0	0	0.0%
15	Fast Action Hold 'Em	0	0	0	0.0%
16	Casino War	0	0	0	0.0%
17	Countdown	0	0	0	0.0%
18	Spanish 21	3	142,351	441,486	32.2%
19	Colorado Hold'Em Poker	0	0	0	0.0%
20	Multi-Bacc	0	0	0	0.0%
21	Wild Aruba Stud Poker	0	0	0	0.0%
22	Monopoly Poker	0	0	0	0.0%
23	Table Slots	0	0	0	0.0%
24	Rainbow Dice	0	0	0	0.0%
25	Triple Shot	0	0	0	0.0%
26	Blackjack Switch	0	0	0	0.0%
27	Let's Get Wild Poker	0	0	0	0.0%
28	Boston 5 Stud Poker	0	0	0	0.0%
29	Double Cross Poker	0	0	0	0.0%
30	Double Attack Blackjack	1	127,345	244,353	52.1%
31	Shao Pai Gow	0	0	0	0.0%
32	6 to 5 Blackjack	0	0	0	0.0%
33	Four Card Poker	2	80,305	378,710	21.2%
34	Suspense 21	0	0	0	0.0%
35	Two Card Royal	0	0	0	0.0%
36	Player's Choice Poker	0	0	0	0.0%
37	Superfun 21	0	0	0	0.0%
38	Hawaii Hi-Lo	0	0	0	0.0%
39	Texas Hold'Em Bonus Poker	6	162,630	516,649	31.5%
40	House Way Pai Gow Poker	0	0	0	0.0%
	Total -(Must agree with line 7 on Pg 1)	27	1,610,601	6,442,020	25.0%

# TRUMP PLAZA ASSOCIATES

## MONTHLY GROSS REVENUE TAX RETURN

FOR THE MONTH OF AUGUST 2005

**GROSS REVENUE - CURRENT MONTH**

Line (a)	Type of Game (b)	Authorized Units (c)	Win or (Loss) (d)	Drop/Handle (e)	Win or (Loss) Percentage (f)
<b>Table and Other Games:</b>					
1	Blackjack	38	\$2,844,842	\$22,648,617	12.6%
2	Craps	6	1,002,764	5,510,817	18.2%
3	Roulette	9	847,636	3,933,390	21.5%
4	Big Six	1	91,352	167,341	54.6%
5	Baccarat	3	565,500	2,644,244	21.4%
6	Minibaccarat	8	614,527	6,280,811	9.8%
7	Other Games - (Page 2)	26	1,781,151	7,751,228	23.0%
8	Subtotal - Table and Other Games	91	\$ 7,747,772	\$ 48,936,448	15.8%
9	Poker	0	\$0		
10	<b>Total - Table and Other Games</b>	<b>91</b>	<b>\$ 7,747,772</b>		

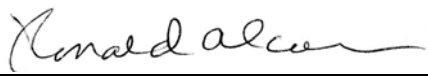
<b>Slot Machines:</b>					
11	\$ .01 and .02 Slot Machines	213	2,293,599	20,733,844	11.1%
12	\$ .05 Slot Machines	619	4,595,315	43,444,734	10.6%
13	\$ .25 Slot Machines	1,255	7,597,984	96,228,271	7.9%
14	\$ .50 Slot Machines	222	1,418,153	19,851,418	7.1%
15	\$ 1.00 Slot Machines	333	2,663,552	38,173,291	7.0%
16	\$ 5.00 Slot Machines	68	1,184,510	22,171,000	5.3%
17	\$ 25.00 Slot Machines	11	178,340	1,974,775	9.0%
18	\$100.00 Slot Machines	6	65,100	1,311,100	5.0%
19	Multi-denominational Slot Machines	60	515,628	15,601,024	3.3%
20	Other Slot Machines	53	677,309	10,991,376	6.2%
21	<b>Total - Slot Machines</b>	<b>2,840</b>	<b>\$ 21,189,490</b>	<b>\$ 270,480,833</b>	<b>7.8%</b>
22	<b>Total Gross Revenue</b>		<b>\$ 28,937,262</b>		

**TAX ON GROSS REVENUE**

23	Year-to-Date Table and Other Games Gross Revenue.....	\$ 54,462,373	
24	Year-to-Date Slot Machine Gross Revenue.....	\$ 154,734,450	
25	Year-to-Date Total Gross Revenue.....	<b>\$ 209,196,823</b>	
26	Tax on Gross Revenue (8% of line 25).....	\$ 16,735,746	
27	Less - Total Tax Paid in Prior Months.....	\$ 14,420,765	
28	<b>Total Tax Required for this Month (line 26 less line 27).....</b>	<b>\$ 2,314,981</b>	
29	Total Progressive Payout Liability - End of Month.....	\$339,871	
30	Authorized Casino Square Footage - End of Month.....	95,708	
31	Authorized Simulcasting Square Footage - End of Month.....	0	
32	Simulcasting Revenue for the Month.....	\$0	
33	Simulcasting Handle for the Month.....	\$0	

Under penalties of perjury, I declare that I have examined this report, and to the best of my knowledge and belief, it is true and complete

September 8, 2005  
\_\_\_\_\_  
DATE

  
\_\_\_\_\_  
Ronald Alcorn

VP of Casino Finance Operations (1623-11)  
\_\_\_\_\_  
TITLE (LICENSE NUMBER)

**TRUMP PLAZA ASSOCIATES**  
**MONTHLY GROSS REVENUE TAX RETURN**  
**SCHEDULE OF OTHER GAMES**  
**FOR THE MONTH OF AUGUST 2005**

Line (a)	Type of Game (b)	Authorized Units (c)	Win or (Loss) (d)	Drop/Handle (e)	Win or (Loss) Percentage (f)
1	Red Dog				0.0%
2	Sic Bo	1	46,029	155,172	29.7%
3	Pai Gow Poker	5	327,547	1,017,506	32.2%
4	Pai Gow	3	124,930	791,419	15.8%
5	Pokette				0.0%
6	Double Down Stud Poker				0.0%
7	Keno				0.0%
8	Caribbean Stud Poker	2	104,373	397,250	26.3%
9	Let it Ride Poker	3	153,523	664,371	23.1%
10	Super 7 1/2				0.0%
11	Mini-Craps				0.0%
12	Three Card Poker	5	469,123	2,577,941	18.2%
13	Caribbean Draw Poker				0.0%
14	Mini-Dice				0.0%
15	Fast Action Hold 'Em				0.0%
16	Casino War				0.0%
17	Countdown				0.0%
18	Spanish 21	3	222,168	916,935	24.2%
19	Colorado Hold'Em Poker				0.0%
20	Multi-Bacc				0.0%
21	Wild Aruba Stud Poker				0.0%
22	Monopoly Poker				0.0%
23	Table Slots				0.0%
24	Rainbow Dice				0.0%
25	Triple Shot				0.0%
26	Blackjack Switch				0.0%
27	Let's Get Wild Poker				0.0%
28	Boston 5 Stud Poker				0.0%
29	Double Cross Poker				0.0%
30	Double Attack Blackjack	1	55,697	145,971	38.2%
31	Shao Pai Gow				0.0%
32	6 to 5 Blackjack				0.0%
33	Four Card Poker	1	65,724	376,285	17.5%
34	Suspense 21				0.0%
35	Two Card Royal				0.0%
36	Player's Choice Poker				0.0%
37	Superfun 21				0.0%
38	Hawaii Hi-Lo				0.0%
39	Texas Hold'Em Bonus Poker	2	212,037	708,378	29.9%
40	House Way Pai Gow Poker				
	Total -(Must agree with line 7 on Pg 1)	26	1,781,151	7,751,228	23.0%

# TRUMP TAJ MAHAL CASINO RESORT

## MONTHLY GROSS REVENUE TAX RETURN

FOR THE MONTH OF AUGUST, 2005

**GROSS REVENUE - CURRENT MONTH**

Line (a)	Type of Game (b)	Authorized Units (c)	Win or (Loss) (d)	Drop/Handle (e)	Win or (Loss) Percentage (f)
<b>Table and Other Games:</b>					
1	Blackjack	56	\$4,984,558	\$35,042,165	14.2%
2	Craps	10	1,309,724	11,710,140	11.2%
3	Roulette	13	1,762,301	6,974,489	25.3%
4	Big Six	1	127,909	289,289	44.2%
5	Baccarat	4	1,113,550	5,482,354	20.3%
6	Minibaccarat	6	775,846	4,345,359	17.9%
7	Other Games - (Page 2)	41	4,034,430	16,686,907	24.2%
8	Subtotal - Table and Other Games	131	\$ 14,108,318	\$ 80,530,703	17.5%
9	Poker	78	\$2,148,316		
10	<b>Total - Table and Other Games</b>	<b>209</b>	<b>\$ 16,256,634</b>		


<b>Slot Machines:</b>					
11	\$ .01 and .02 Slot Machines	196	1,872,815	12,725,171	14.7%
12	\$ .05 Slot Machines	811	6,098,220	58,978,273	10.3%
13	\$ .25 Slot Machines	2,032	11,800,277	137,679,863	8.6%
14	\$ .50 Slot Machines	325	1,683,513	18,338,455	9.2%
15	\$ 1.00 Slot Machines	680	5,093,898	87,911,403	5.8%
16	\$ 5.00 Slot Machines	135	1,654,761	35,335,425	4.7%
17	\$ 25.00 Slot Machines	13	472,340	6,310,100	7.5%
18	\$100.00 Slot Machines	14	98,700	3,259,800	3.0%
19	Multi-denominational Slot Machines	86	550,525	5,790,467	9.5%
20	Other Slot Machines	55	643,158	7,538,055	8.5%
21	<b>Total - Slot Machines</b>	<b>4,347</b>	<b>\$ 29,968,207</b>	<b>\$ 373,867,012</b>	<b>8.0%</b>
22	<b>Total Gross Revenue</b>		<b>\$ 46,224,841</b>		

**TAX ON GROSS REVENUE**

23	Year-to-Date Table and Other Games Gross Revenue.....	\$ 121,626,873	
24	Year-to-Date Slot Machine Gross Revenue.....	\$ 225,422,228	
25	Year-to-Date Total Gross Revenue.....		<b>\$ 347,049,101</b>
26	Tax on Gross Revenue (8% of line 25).....		\$ 27,763,928
27	Less - Total Tax Paid in Prior Months.....		\$ 24,065,941
28	<b>Total Tax Required for this Month (line 26 less line 27).....</b>		<b>\$ 3,697,987</b>
29	Total Progressive Payout Liability - End of Month.....	\$521,071	
30	Authorized Casino Square Footage - End of Month.....	119,929	
31	Authorized Simulcasting Square Footage - End of Month.....	39,157	
32	Simulcasting Revenue for the Month.....	\$97,538	
33	Simulcasting Handle for the Month.....	\$1,191,949	

Under penalties of perjury, I declare that I have examined this report, and to the best of my knowledge and belief, it is true and complete

09/08/05  
DATE

  
Ford Palmer

V P of Casino Fin Ops 4086-11  
TITLE (LICENSE NUMBER)

**TRUMP TAJ MAHAL CASINO RESORT  
MONTHLY GROSS REVENUE TAX RETURN  
SCHEDULE OF OTHER GAMES  
FOR THE MONTH OF AUGUST, 2005**

Line (a)	Type of Game (b)	Authorized Units (c)	Win or (Loss) (d)	Drop/Handle (e)	Win or (Loss) Percentage (f)
1	Red Dog				0.0%
2	Sic Bo	1	41,469	112,727	36.8%
3	Pai Gow Poker	7	722,546	2,438,132	29.6%
4	Pai Gow	4	382,017	1,874,666	20.4%
5	Pokette				0.0%
6	Double Down Stud Poker				0.0%
7	Keno	2	41,905	190,332	22.0%
8	Caribbean Stud Poker	2	190,438	841,847	22.6%
9	Let it Ride Poker	3	302,409	1,215,653	24.9%
10	Super 7 1/2				0.0%
11	Mini-Craps				0.0%
12	Three Card Poker	9	1,084,647	5,226,420	20.8%
13	Caribbean Draw Poker				0.0%
14	Mini-Dice				0.0%
15	Fast Action Hold 'Em				0.0%
16	Casino War				0.0%
17	Countdown				0.0%
18	Spanish 21	4	451,562	1,763,242	25.6%
19	Colorado Hold'Em Poker				0.0%
20	Multi-Bacc				0.0%
21	Wild Aruba Stud Poker				0.0%
22	Monopoly Poker				0.0%
23	Table Slots				0.0%
24	Rainbow Dice				0.0%
25	Triple Shot				0.0%
26	Blackjack Switch				0.0%
27	Let's Get Wild Poker				0.0%
28	Boston 5 Stud Poker				0.0%
29	Double Cross Poker				0.0%
30	Double Attack Blackjack	1	138,394	469,688	29.5%
31	Shao Pai Gow				0.0%
32	6 to 5 Blackjack				0.0%
33	Four Card Poker	4	252,811	1,302,857	19.4%
34	Suspense 21				0.0%
35	Two Card Royal				0.0%
36	Players Choice Poker				0.0%
37	Superfun 21				0.0%
38	Hawaii Hi-Lo				0.0%
39	Texas Hold'Em Bonus Poker	4	426,232	1,251,343	34.1%
40	House Way Pai Gow Poker				0.0%
	Total -(Must agree with line 7 on Pg 1)	41	4,034,430	16,686,907	24.2%